TSUN
MORE SAFETY MORE POWER

MORE SAFETY MORE POWER



TSUN
MORE SAFETY MORE POWER

Headquarters
TSUNESS Co., Ltd

No. 55 Aigehao Road, Weitang Town, Xiangcheng District, Suzhou City, Jiangsu Province, China
sales@tsun-ess.com +86 512 66186028 www.tsun-ess.com

TSUN
LinkedIn

TSUNESS Co., Ltd
www.tsun-ess.com

ABOUT US

TSUN, a pioneer in micro solar and storage innovation, is dedicated to delivering safe, efficient, and affordable solutions to accelerate the global energy transition, making clean energy accessible to every home.

Innovator of High-Power Microinverters Worldwide



The first microinverter company in the world to launch the 3kW high power microinverter, now has the complete power range from 300W to 3300W. Significantly lower the per Watt cost of microinverter, makes microinverter affordable for much more installations.

Pioneer of Plug & Play Balcony Solar & Storage Solutions



The first in the world commercialized plug & play solar kits in 2019 and now extend the on-grid kit to plug & play storage kits.

- Microinverter (MS/MX)
- Easy Solar Kit (ESK)
- SolarCan (DCU)
- Hybrid Microinverter (MH)
- SolarTrunk (MSU)
- PowerTrunk (MAU)

Global One-stop Solar & Storage Solution Supplier



With microinverters ranging from 300W to 6000W, along with balcony and residential solar & storage solutions, TSUN offers flexible capacity systems from 2 kWh to 20 kWh. Delivers a global one-stop solution to meet diverse needs in distributed energy applications.

- Balcony Solar & Storage Solution
- Residential Solar & Storage Solution
- C&I Solar Solution



TSUN Globalization



TSUN
MORE SAFETY MORE POWER

Headquarters
TSUNESS Co., Ltd
Suzhou/Shenzhen China

TSUNESS SOLAR GmbH
Frankfurt am Main Germany

TSUNESS UK LTD
London United Kingdom

TSUNESS France Branch
Paris France

TSUN Singapore PTE.LTD
Singapore

TSUNESS Brazil Branch
Belo Horizonte Brazil

TSUNESS India Branch
Delhi India

TSUNESS Thailand Branch
Bangkok Thailand

TÜV NORD Type Tested · BUREAU VERITAS · DVE · INMETRO · CE · ISO 9001 · ISO 14001

cqc · Bureau of Indian Standards · การไฟฟ้านครหลวง Metropolitan Electricity Authority · PEA Provincial Electricity Authority







SOLUTION

Balcony Solar & Storage Solution

On Grid System

400 W-2000 W

Easy Solar Kit

Storage System

0.8~2.5 kW/2 kWh-25 kWh

SolarCan(DC Coupled Unit) & Easy Solar Kit

Hybrid Microinverter & Stackable Battery Pack & Easy Solar Kit

PowerTrunk(Micro AC Coupled Unit) & Easy Solar Kit

SolarTrunk(Micro Hybrid Storage Unit) & Easy Solar Kit

Residential Solar & Storage Solution

On Grid System

< 30 kW

Microinverter

Storage System

0.8~2.5 kW/5 kWh

PowerTrunk(Micro AC Coupled Unit)

0.8~6 kW/5~25 kWh

PowerTrunk(Micro AC Coupled Unit)

C & I Solar Solution

On Grid System

≥30 kW

Microinverter Built-in RS485 & DTU

TSUN
MORE SAFETY MORE POWER

On Grid System — Easy Solar Kit



System Diagram

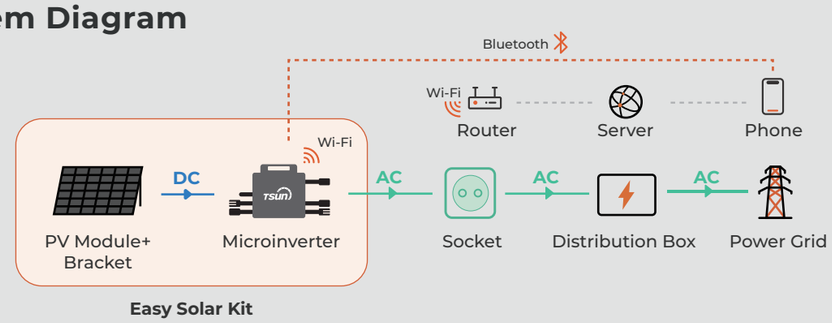

Multi-applications



Angle Adjustable



Plug & Play



Easy Solar Kit

All-in-one Box



Built-in WiFi, Bluetooth
APP Remote
Monitoring & Control

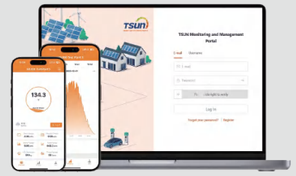

Easy Solar Kit, which integrates PV module, microinverter, DIY bracket and cables, is designed for a variety of applications, can be installed on balcony, garden, flat roof and even wall.

Related Products



ESK Balcony Air Angled
(Flexible Module)



ESK Balcony Air Vertical
(Flexible Module)



ESK Balcony Angled



ESK Balcony Vertical



ESK Pop-up



ESK Universal



ESK Transformer
(Without PV Module)

Storage System — SolarCan(DC Coupled Unit) & Easy Solar Kit



System Diagram

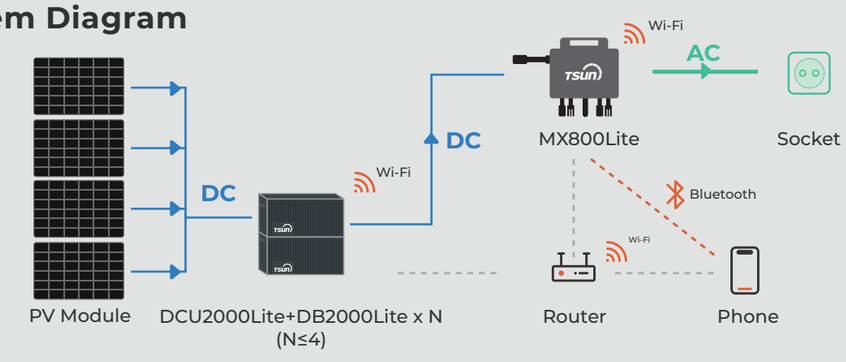

Time-of-use Control

Zero Export

Bidirectional Inverter Technology

Parallel Output for single/three phase Grids

SolarCan

Dynamic & Tariff & Applicable

Power Bypass Mode (PV-first supply)

Supports Black Start via PV or Grid

Compatible with Various Types of Microinverters

This integrated PV and storage solution combines solar input and energy storage in a single system, making it ideal for both upgrading existing grid-tied PV systems and integrating with microinverters for new installations. The system is equipped with high-cycle 314Ah large cells to ensure long-term consistency and durability. A key technical advantage is the intelligent battery optimizer technology, which allows for the mixing of new and old batteries, effectively solving matching issues while enhancing system safety and service life. Additionally, it supports smart energy management modes like Self-Consumption and TOU scheduling to maximize energy efficiency and cost savings.

Related Products



DCU2000Lite
(2 kWh, Max. 4 PV Modules)



DB2000Lite
(2 kWh)

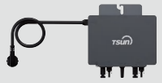

MX800Lite
(AC 800W)



Easy Solar Kit
(Without Microinverter)

Smart Accessories



P1-2W



MR3-D4-WE



MR3-D4-WE



Projoy
PEEM-S100



Projoy
PEEM-S01



Projoy
PEEM-T01



ADL200N-CT



ADL400N-CT



Shelly
Pro EM-50



Shelly
Pro 3EM



everHome
EcoTracker IR

Storage System — Hybrid Microinverter & Stackable Battery Pack & Easy Solar Kit



System Diagram

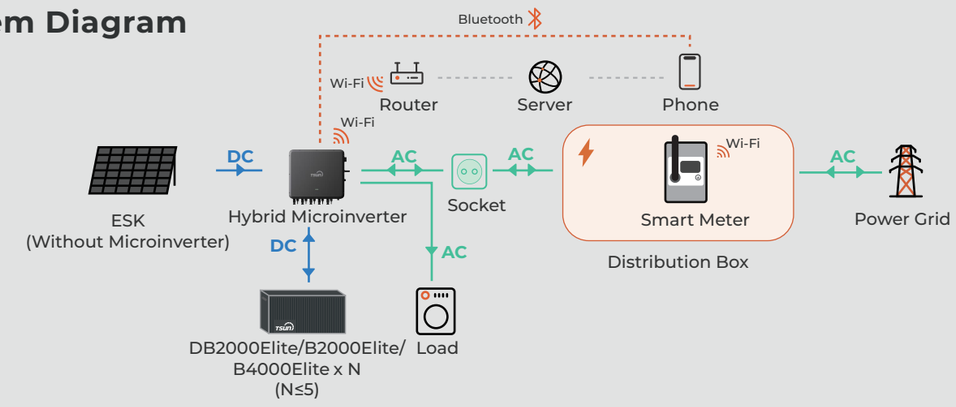

Time-of-use Control

Zero Export

Bidirectional Inverter Technology

Parallel Output for single/three phase Grids

Hybrid Microinverter

Dynamic & Tariff & Applicable

Power Bypass Mode (PV-first supply)

Supports Black Start via PV or Grid

Compatible with Various Types of Batteries

The hybrid microinverter integrates grid-tied, off-grid, and energy storage functions within a single architecture. Installed between PV modules and the battery, it stores surplus solar energy and releases it on demand, enabling new PV applications. It supports multi-unit parallel operation in both single-phase and three-phase configurations for flexible capacity expansion. Additionally, the system incorporates smart energy management modes—including Self-Consumption, TOU scheduling, and Dynamic Tariff response—to maximize overall energy utilization efficiency.

With PV and battery inputs ≤60V, the system operates entirely within the extra-low-voltage (ELV) range, eliminating the need for DC combiner boxes, AFCI, or RSD devices. Independent MPPT per module ensures maximum power extraction and optimal performance.

Related Products



Hybrid Microinverter (MH)



Easy Solar Kit (Without Microinverter)



Stackable Battery Pack (DB2000Elite/B2000Elite 2kWh) (B4000Elite 4kWh)

Smart Accessories



P1-2W



MR3-D4-WE



MR3-D4-WE



Projoy PEEM-S100



Projoy PEEM-S01



Projoy PEEM-T01



ADL200N-CT



ADL400N-CT



Shelly Pro EM-50



Shelly Pro 3EM



everHome EcoTracker IR

PowerTrunk(Micro AC Coupled Unit) & Easy Solar Kit



System Diagram

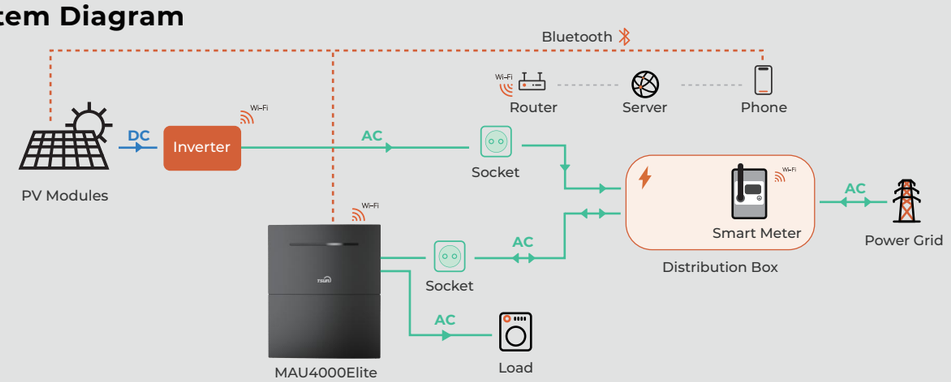

Time-of-use Control

Zero Export

Bidirectional Inverter Technology

Parallel Output for single/three phase Grids

PowerTrunk

Dynamic & Tariff & Applicable

Battery Optimizer

314 Ah Cell

Supports Black Start via PV or Grid

This AC-coupled storage solution is designed for upgrading existing grid-tied PV systems and integrating with microinverters in new installations. The system supports multi-unit parallel operation across single-phase and three-phase configurations for flexible capacity expansion. It is equipped with high-cycle 314Ah large cells to ensure system consistency and durability. A key technical feature is the integrated battery optimizer technology, which allows for the mixing of new and old batteries—eliminating matching issues while enhancing system safety and lifespan. To optimize energy utilization, the solution supports smart management modes including Self-Consumption, TOU scheduling, and Dynamic Tariff response.

Related Products



PowerTrunk
(MAU)



Easy Solar Kit
(Without Microinverter)



Stackable Battery Pack
(B2000Elite 2kWh)
(B4000Elite 4kWh)

Smart Accessories



P1-2W



MR3-D4-WE



MR3-D4-WE



ADL200N-CT



ADL400N-CT



Projoy
PEEM-S100



Projoy
PEEM-S01



Projoy
PEEM-T01



Shelly
Pro EM-50



Shelly
Pro 3EM



everHome
EcoTracker IR

SolarTrunk(Micro Hybrid Storage Unit) & Easy Solar Kit



System Diagram

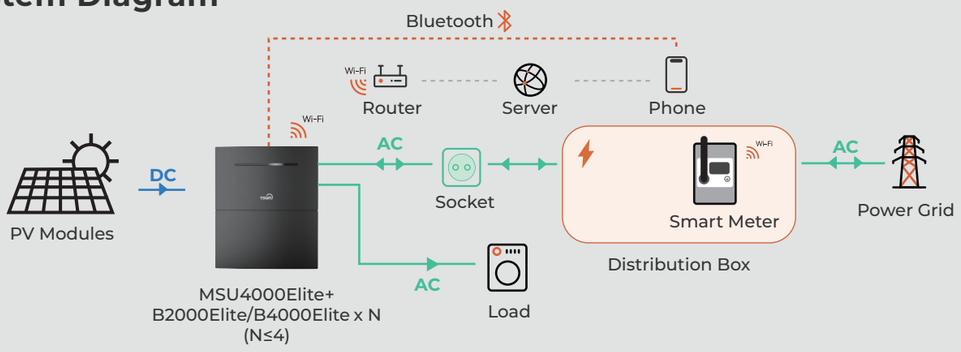

Time-of-use Control

Zero Export

Bidirectional Inverter Technology

Parallel Output for single/three phase Grids

SolarTrunk

Dynamic & Tariff & Applicable

314 Ah Cell

Battery Optimizer

Supports Black Start via PV or Grid

Power Bypass Mode (PV-first supply)

This integrated PV and storage solution combines solar input and battery storage, specifically designed for new installations. The system features high-durability 314Ah large cells and intelligent battery optimizer technology, which allows for the mixing of new and old batteries while ensuring system safety and performance consistency. It supports multi-unit parallel operation in both single-phase and three-phase configurations for flexible capacity expansion. Additionally, the system incorporates smart energy management modes—including Self-Consumption, TOU scheduling, and Dynamic Tariff response—to maximize overall energy utilization efficiency.

Related Products



SolarTrunk
(MSU4000Elite)



Easy Solar Kit
(Without Microinverter)



Stackable Battery Pack
(B2000Elite 2kWh)
(B4000Elite 4kWh)

Smart Accessories



P1-2W



MR3-D4-WE



MR3-D4-WE



ADL200N-CT



ADL400N-CT



Projoy
PEEM-S100



Projoy
PEEM-S01



Projoy
PEEM-T01



Shelly
Pro EM-50



Shelly
Pro 3EM



everHome
EcoTracker IR

On Grid System — Microinverter built-in RS485



System Diagram

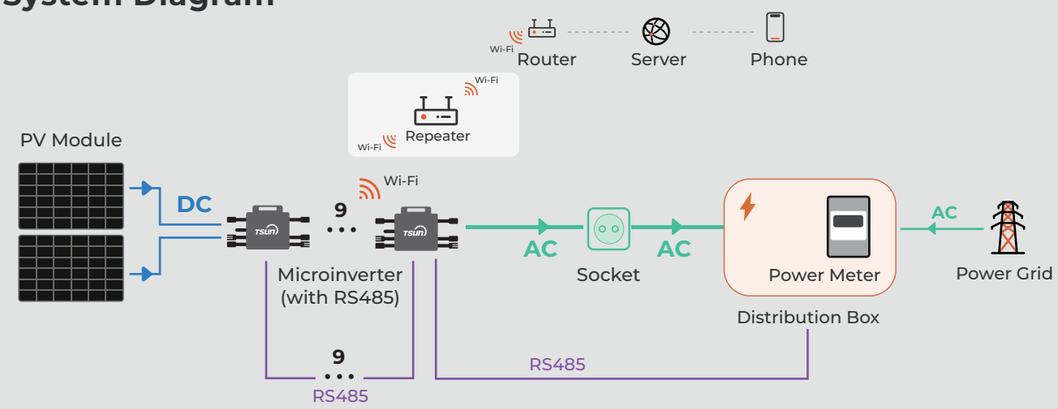

Up to 9
Microinverters
(<30kW)

9

The Most Stable, Reliable, Safe, and Timely

Microinverter built-in RS485

Zero Export

Low PV
Voltage Input

The system supports direct connection of up to 9 microinverters (<30 kW total capacity). Each unit performs module-level DC-to-AC conversion, improving safety and reliability.

The low-voltage DC architecture removes the need for AFCI, DC combiner boxes, or RSD devices, simplifying installation and reducing system complexity. RS485 communication over the DC side ensures stable monitoring and control. Designed for safer and more efficient rooftop PV deployment.

Related Products



Microinverter with RS485



ADL200N-CT



Projoy
PEEM-S01

Storage System — PowerTrunk (Micro AC Coupled Unit)



System Diagram

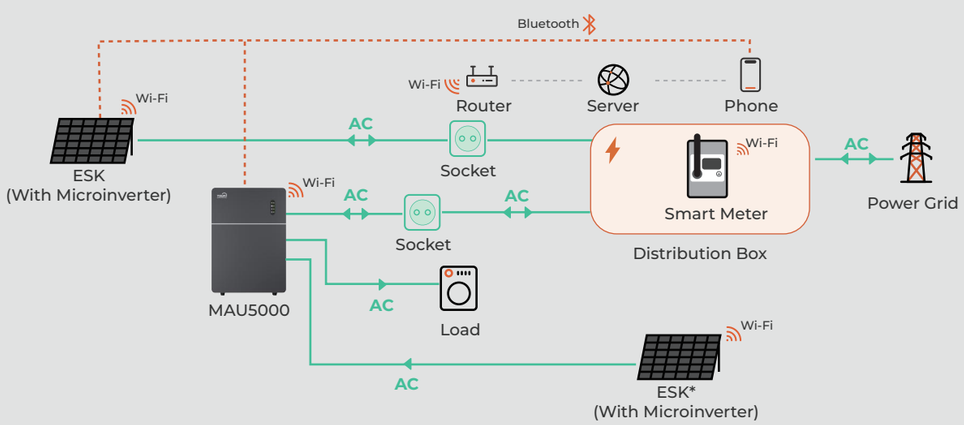

*With grid-forming capability, the system allows grid-tied inverters to connect to the off-grid side, forming a stable microgrid that maintains PV generation during outages.

Time-of-use Control

Zero Export

Bidirectional Inverter Technology

Parallel Output for single/three phase Grids

PowerTrunk

Dynamic & Tariff & Applicable

Grid-forming Capability

AC Coupled Solution

100%

Compatibele with Existing System

This AC-coupled storage solution is optimized for both upgrading existing grid-tied PV systems and integrating with microinverters in new installations. The system supports multi-unit parallel operation across single-phase and three-phase configurations for flexible capacity expansion. A key technical advantage is the Grid-Forming capability on the off-grid port, which allows the system to interface with microinverters, string inverters, and other grid-tied units, significantly enhancing application versatility and energy dispatch flexibility. To optimize energy utilization, the solution also supports smart management modes including Self-Consumption, TOU scheduling, and Dynamic Tariff response.

Related Products



Microinverter



PowerTrunk

Smart Accessories



P1-2W



SMeter-RS06



Poweropti



IOmeter



Shelly Pro EM-50



Shelly Pro 3EM



Shelly 3EM

Storage System — PowerTrunk (Micro AC Coupled Unit)



System Diagram

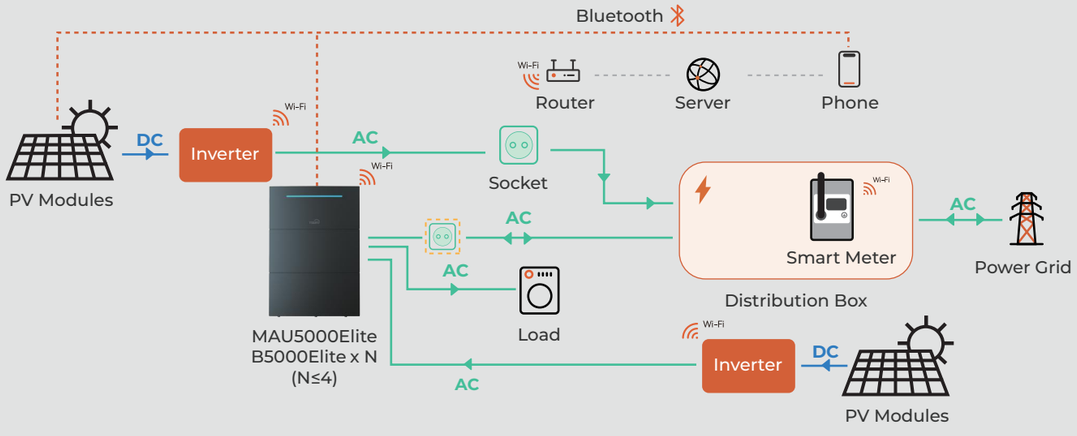

*With grid-forming capability, the system allows grid-tied inverters to connect to the off-grid side, forming a stable microgrid that maintains PV generation during outages.

Time-of-use Control

Zero Export

Bidirectional Inverter Technology

Parallel Output for single/three phase Grids

PowerTrunk

Dynamic & Tariff & Applicable

Grid-forming Capability

314 Ah Cell

Battery Optimizer

Supports Black Start via Grid

This AC-coupled storage solution is optimized for upgrading existing grid-tied PV systems and integrating with microinverters in new installations. The system supports multi-unit parallel operation across single-phase and three-phase configurations for flexible expansion. It is equipped with high-cycle 314Ah large cells and intelligent battery optimizer technology, which allows for the mixing of new and old batteries while ensuring system safety and longevity. Notably, the off-grid port features Grid-Forming functionality, enabling connection to microinverters and string inverters to significantly enhance energy dispatch flexibility. Additionally, the system supports smart management modes such as Self-Consumption, TOU scheduling, and Dynamic Tariff response to maximize energy utilization.

Related Products



Microinverter with RS485



MAU5000Elite



Stackable Battery Pack (B5000Elite 5kWh)

Smart Accessories



P1-2W



MR3-D4-WE



MR3-D4-WE



ADL200N-CT



ADL400N-CT



Projoy PEEM-S100



Projoy PEEM-S01



Projoy PEEM-T01



Shelly Pro EM-50



Shelly Pro 3EM



everHome EcoTracker IR

On Grid System — Microinverter built-in RS485 & DTU



Up to 64 Microinverters (One DTU)

64

The Most Stable, Reliable, Safe, and Timely

Microinverter built-in RS485 & DTU

Zero Export (optional)

Low PV Voltage Input

The microinverter integrated with RS485 and a Data Transfer Unit (DTU) constitutes a solar system solution tailored for commercial and industrial rooftop applications.

The microinverter performs the conversion of direct current (DC) to alternating current (AC), while the DTU establishes connectivity with up to 64 microinverters via RS485, facilitating data upload to a server. Concurrently, the DTU interfaces with an electricity meter to acquire grid-side parameters, enabling automatic adjustment of system output power. Additionally, it is capable of receiving external scheduling commands and correspondingly regulating the system's power output.

System Diagram

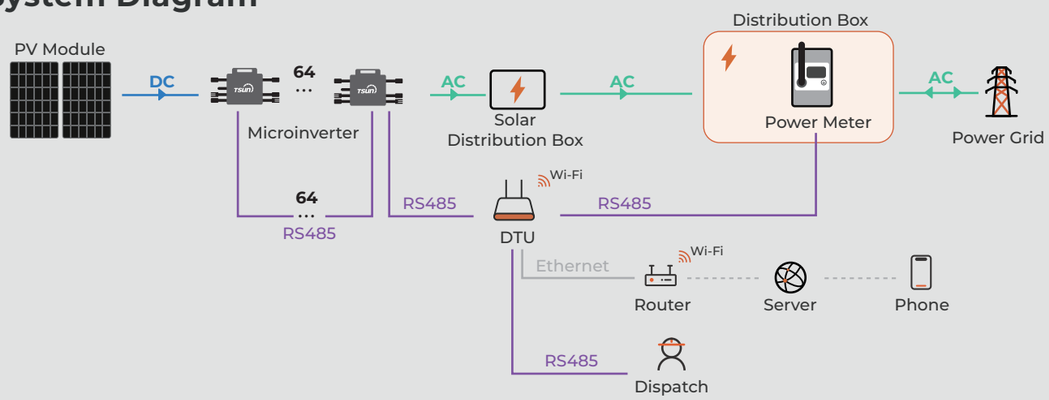

Related Products



Microinverter with RS485 | Data Transfer Unit | Power Meter (RS485, CT Connected) | Projoy PEEM-S01 | Projoy PEEM-T01

Make Safety Affordable



Make PV Scenarios Flexible



Make Energy Efficient



PRODUCT

Storage System

SolarCan(DC Coupled Unit)
Hybrid Microinverter
PowerTrunk(Micro AC Coupled Unit)
SolarTrunk(Micro Hybrid Storage Unit)

Microinverter

GEN 3 1-in-1
GEN 3 2-in-1
GEN 3 4-in-1
GEN 3 6-in-1

Easy Solar Kit

ESK Balcony Air Vertical
ESK Balcony Air Angled
ESK Balcony Vertical
ESK Balcony Angled
ESK POP-UP
ESK Universal
ESK Transformer

Monitoring & Accessory

Data Transfer Unit
Power Meter
Smart Meter
P1 - Reader

TSUN
MORE SAFETY MORE POWER

SolarCan (DC Coupled Unit)



Model	TSOL-DCU2000Lite
PV Input (PV)	
Recommended Module Power (Wp)	300 ~ 600+
Max. PV Input Power (W)	2400
Start up Voltage @Rated condition (V)	15
Max. Input Voltage per Input (V)	60
Operating Voltage Range per Input (V)	13 ~ 60
Short Circuit Current per Input (A)	40
Max. Input Current per Input (A)	32
Quantity of Inputs	2
No. of PV Modules per Input	2 (Parallel)
Battery (DC)	
Battery Type	$LiFePO_4$
Cell Type	314 Ah
Life Cycle	10,000[1]
Battery Capacity (Wh)	2010
Max. expansion Capacity (kWh)	10.05 DCU2000Lite (2.01 kWh) + 4 x DB2000Lite (8.04 kWh)
Nominal Voltage (V)	51.2
Operating Voltage Range (V)	43.2 ~ 57.6
Nominal Discharge Power (W)	1000
Max. Discharge Current (A)	30
Max. Charge Power (W)	2400 (When Configuring DB2000Lite)
Nominal Charge Current (A)	25
Battery Output (DC to Microinverter)	
Max. Output Power (W)	1000
Nominal output power (W)	800[2]
Max. Current (A)	30
Output Voltage Range (V)	20 ~ 45

Model	TSOL-DCU2000Lite
Efficiency	
MPPT Efficiency	99.9%
Battery Charge/Discharge Efficiency	94.0%
Mechanical Data	
Dimensions (W×H×D mm)	380 x 224.5 x 180 (SolarCan) 380 x 203.7 x 180(DB2000Lite)
Weight (kg)	22 (SolarCan) 20(DB2000Lite)
General Data	
Communication	Server : WiFi (Bluetooth) +RS485
Ingress Protection	IP65
Cooling	Natural Convection
Operating Temperature Range	-20~55°C
Relative Humidity	0-90%, Non Condensing
Max. Operating Altitude without Derating (m)	2000
Certification	CE, WEEE, UN38.3, ROHS, REACH

[1]Designed for a lifespan of 10,000 cycles at 25 °C ambient temperature.

[2]According to the legal requirements of certain countries, output load limits are implemented to 800W.



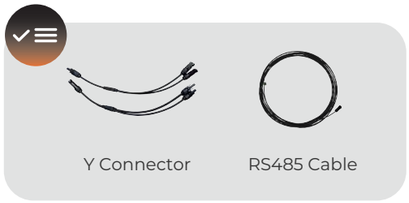

Standard Accessories Optional Accessories

GEN3 Microinverter 2-in-1 (For Balcony)

MX800Lite



Built-in WiFi, Bluetooth APP Remote Monitoring & Control

96.7%
Peak Efficiency up to 96.7%

Plug & Play Installation

Model	TSOL-MX800Lite
Input [DC]	
Recommended Module Power (Wp)	300 ~ 600+
Start up Voltage per Input@Rated condition (V)	22
MPPT Voltage Range per Input (V)	16 ~ 60
Max. Input Voltage per Input (V)	60
Short-current (A)	20
Max. Input Current per Input (A)	16
Quantity of DC Inputs	2
Output [AC]	
Nominal Continous Output Power (W)	800
Max. Output Current (A)	4
Nominal Continous Output Current (A)	3.64 @220V 3.48 @230V 3.33 @240V
Nominal Output Voltage (V)	220/230/240, L/N/PE
Nominal Frequency (Hz)	50/60
Power Factor	>0.99 Default， 0.8 Leading ... 0.8 Lagging
Output Current Harmonic Distortion	<3%
Efficiency	
Peak Inverter Efficiency	96.7%
EU Efficiency	96.5%
Nominal MPPT Efficiency	99.9%

Mechanical Data	
Dimensions (WxHxD mm)	236 x 178.5 x 31
Weight (kg)	1.8
General Data	
Communication	WiFi (Bluetooth)
Cable/Assembling	Integrated 5m AC Cable Plug Wire, 0.75 mm², 18 AWG
Type of Isolation	HF Isolation
Ingress Protection	IP67
Cooling	Natural Convection
Operating Ambient Temperature Range	-40 ~ +65 °C
Relative Humidity	100%
Max. Operating Altitude without Derating (m)	2000

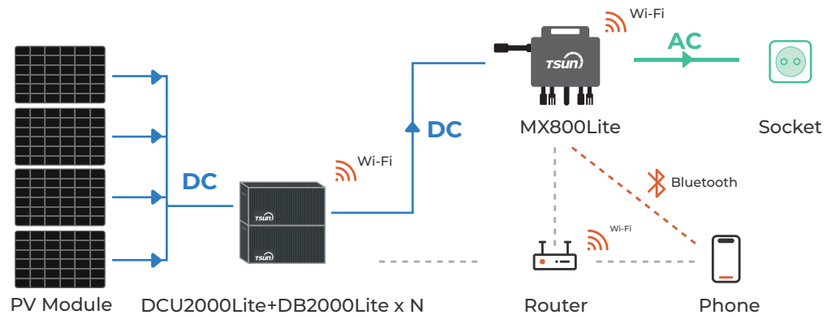

Hybrid Microinverter



Model	TSOL-MH2000
PV Input (PV)	
Recommended Module Power (Wp)	400 ~ 700+
Quantity of PV Module	1 to 4
Start up Voltage @Rated Condition (V)	22
Operating Voltage Range per Input (V)	16~60
Max. Input Voltage per Input (V)	60
Short Circuit Current per Input (A)	25
Max. Input Current per Input (A)	18
Quantity of MPPTs	4
Quantity of DC Inputs (MC4)	4
Battery Port (DC)	
Nominal Voltage (V)	51.2
Operating Voltage Range (V)	43.2 - 58.4
Max. Discharge Power (W)	2000
Max. Discharge Current (A)	50
Max. Charge Power (W)	2000
Max. Charge Current (A)	50
AC Port (On-grid)	
Max AC Output Power (W)	800[1] / 2000
Max. AC Output Current (A)	10 or 4
Max. AC Input Power (W)	2000
Max. AC Input Current (A)	11
Max. AC Input Current (A)	220/230/240, L/N/PE
Nominal AC Frequency (Hz)	50/60
Power Factor	>0.99 Default 0.8 Leading ... 0.8 Lagging
THDI	≤3%@100% Load
AC Port (Off-grid)	
Max. AC Output Power (W)	2000
Max. AC Output Current (A)	10
Nominal AC Voltage (V)	220/230/240, L/N/PE
Nominal AC Frequency (Hz)	50/60
Switch Time [ms]	< 10
Peak Output Apparent Power [VA]	150% 2s

Model	TSOL-MH2000
Efficiency	
Peak Inverter Efficiency	97.0%
EU Efficiency	96.7%
MPPT Efficiency	99.9%
Battery Charge/Discharge Efficiency	95%/95%
Mechanical Data	
Dimensions (W×H×D mm)	385 x 354 x 57
Weight [kg]	8
General Data	
Communication	WiFi (Bluetooth) + 2 x RS485
Ingress Protecction	IP65
Cooling	Natural Convection
Operating Ambient Temperature Range	-40°C ~ +65°C
Relative Humidity	0-95%, Non Condensing
Max. Operating Altitude without Derating [m]	2000

Model	TSOL-DB2000Elite	TSOL-B2000Elite	TSOL-B4000Elite
Battery Specifications			
Battery Type		$LiFePO_4$	
Battery Capacity (Wh)	2010	2010	4020
Cell Type		314 Ah	
Life Cycle		10,000[2]	
Nominal Voltage (V)		51.2	
Operating Voltage Range (V)	43.2 – 57.6	43.2 - 58.4	
Nominal Discharge Power (W)	800	2000	
Max. Discharge Current (A)	25	45	
Mechanical Data			
Dimensions (W×H×D mm)	380 x 203.7 x 180	455 x 236 x 280	583 x 333 x 375
Weight (kg)	20	17.6	35
General Data			
Ingress Protection		IP65	
Cooling		Natural Convection	
Operating Temperature Range		-20 – 55 °C	
Relative Humidity		0 – 95 %, Non Condensing	
Max. Operating Altitude Without Derating (m)		2000	

[1]According to the legal requirements of certain countries, output load limits are implemented to 800W.
[2]Designed for a lifespan of 10,000 cycles at 25 °C ambient temperature.

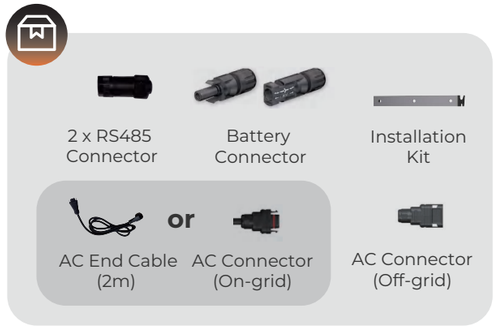



Standard Accessories Optional Accessories

PowerTrunk (Micro AC Coupled Unit)



Model	TSOL-MAU2000Elite
Battery (DC)	
Battery Capacity (Wh)	2010
Battery Type	$LiFePO_4$
Communication Mode	RS485
Nominal Voltage (V)	51.2
Operating Voltage Range (V)	43.2 – 57.2
Max. Discharge Power (W)	1000
Life Cycle	10000
Nominal Discharge Power (W)	1000
Max. Discharge Current (A)	25
Max. Charge Power (W)	2400(When Configuring DB2000Elite)
Nominal Charge Current (A)	25
Max. Charge Current (A)	25
Max. System Capacity (kWh)	10
AC Port (On-grid)	
Max. AC Output Power (VA)	1200(When Configuring DB2000Elite)
Nominal AC Output Power (W)	800
Nominal AC Output Current (A)	3.6
Max. AC Output Current (A)	6.8
Max. AC Input Power (W)	1200
Nominal AC Input Current (A)	5.5
Max. AC Input Current (A)	6.8
Nominal AC Voltage (V)	220/230/240, L/N/PE
Nominal AC Frequency (Hz)	50/60
Power Factor	>0.99 default 0.8 leading ... 0.8 lagging
THDI	≤3%@100% Load
AC Port (Off-grid)	
Max. AC Output Power (VA)	1200 (When Configuring DB2000Elite)
Nominal AC Output Power (W)	800
Nominal AC Output Current (A)	3.6
Max. AC Output Current (A)	6.8
Nominal AC Voltage (V)	220/230/240, L/N/PE
Nominal AC Frequency (Hz)	50/60
Switch Time (ms)	≤10
Peak Output Apparent Power (VA)	105% – 120% 10min 120% – 140% 1min 140% – 160% 30s 160% – 180% 10s 180% – 200% 2s 200% + 200ms

Model	TSOL-MAU2000Elite
Efficiency	
Peak Inverter Efficiency	96%
EU Efficiency	94%
MPPT Efficiency	99.9%
Battery Charge/Discharge Efficiency	95% / 95%
No load power consumption	< 10W
Power off self consumption	< 1W
General Data	
Dimensions (W × H × D mm)	380 x 226 x 180
Weight (kg)	23.5
Communication	WiFi (Bluetooth) + RS485
Extra Communication Port	RS485 (Meter)
Display	LED
Ingress Protecction	IP65
Type of Isolation	Reinforced Insulation
Charging Temperature Range	0 – 55 °C*
Cooling	Natural Convection
Noise (dBA)	30
Protection Class	I
Operating Ambient Temperature Range	-20°C – +55°C
Overvoltage Category	II (DC); III(AC)
Relative Humidity	0 – 95 %, Non Condensing
Max. Operating Altitude Without Derating (m)	2000

Parallel Connection

Single-phase

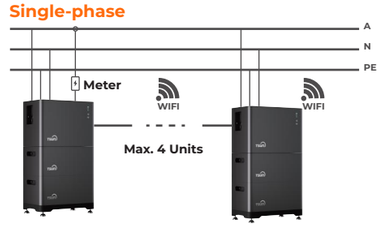

Three-phase

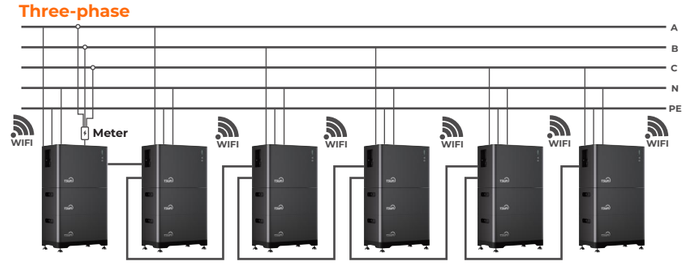

Both Plug & Play and Residential



Work Mode

- Self-use
- Time of Use
- Dynamic Tariff

Note: In some countries or regions, plug-and-play systems may be permitted to exceed 800W, subject to applicable local regulations.



AC End Cable (2 m)



2 x RS485 Connector



AC End Cable (5 m/10 m/15 m)



RS485 Cable (Dispatch)



RS485 Cable (Meter)



RS485 Cable (Parallel)

Standard Accessories Optional Accessories

PowerTrunk (Micro AC Coupled Unit)



Model	TSOL-MAU4000Elite
Battery (DC)	
Battery Type	$LiFePO_4$
Battery Capacity (kWh)	4
Max. System Capacity (kWh)	20
Nominal Voltage (V)	51.2
Life Cycle	10,000[1]
AC Port (On-grid)	
Max. AC Output Power (W)	800[2] / 2000
Max. AC Input Power (W)	2500[3]
Nominal AC Voltage (V)	220 / 230 / 240
Nominal AC Frequency (Hz)	50 / 60
AC Port (Off-grid)	
Max. AC Output Power (W)	2500[4]
Nominal AC Voltage (V)	220 / 230 / 240
Nominal AC Frequency (Hz)	50 / 60
Switch Time (ms)	≤10

Model	TSOL-MAU4000Elite
General Data	
Dimensions (W × H × D mm)	583 × 410 × 395
Weight (kg)	48
Communication Mode	WiFi (Bluetooth) + RS485
Protection Degree (IP Rating)	IP65
Cooling Method	Natural Convection
Operating Temperature Range	-20 ~ 55°C
Relative Humidity	0 ~ 95%, Non condensing
Max. Operating Altitude (m)	2000
Protection Level	I
Overvoltage Category	II (DC); III (AC)

[1]Designed for a lifespan of 10,000 cycles at 25 °C ambient temperature.
[2]According to the legal requirements of certain countries, output load limits are implemented to 800W.
[3]The EPS load should be greater than or equal to 500W.
[4]Required AC input power greater than or equal to 500W.

Parallel Connection

Single-phase

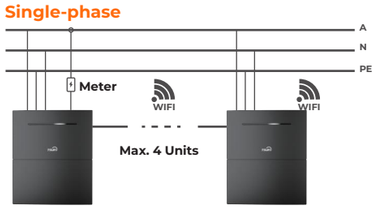

Three-phase

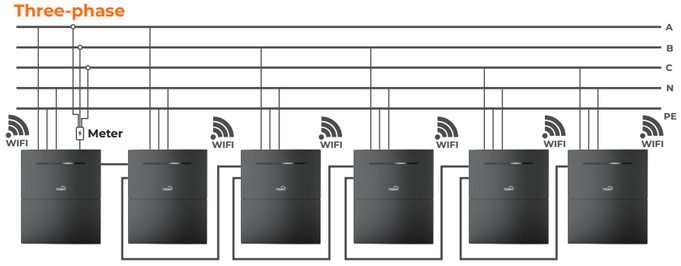

Both Plug & Play and Residential



Work Mode

- Self-use
- Time of Use
- Dynamic Tariff

Note: In some countries or regions, plug-and-play systems may be permitted to exceed 800W, subject to applicable local regulations.


AC End Cable (2 m)


RS485 Connector


Bracket


AC End Cable (5 m/10 m/15 m)


RS485 Cable (Dispatch)


RS485 Cable (Meter)


RS485 Cable (Parallel)

Standard Accessories Optional Accessories

PowerTrunk (Micro AC Coupled Unit)



Model	TSOL-MAU5000
Battery (DC)	
Battery Type	$LiFePO_4$
Battery Capacity (Wh)	5120
Nominal Voltage (V)	51.2
Life Cycle	6000
AC Port (On-grid)	
Max. AC Output Power (W)	800[1] / 2500
Max. AC Input Power (W)	2500
Nominal AC Voltage (V)	220 / 230 / 240 V, L / N / PE
Nominal AC Frequency (Hz)	50 / 60
AC Port (Off-grid)	
Max. AC Output Power (W)	2500
Nominal AC Voltage (V)	220 / 230 / 240, L / N / PE
Nominal AC Frequency (Hz)	50 / 60
Switch Time (ms)	10
General Data	
Dimensions (W × H × D mm)	484 × 707 × 168
Weight (kg)	52
Communication	WiFi (Bluetooth) + RS485
Ingress Protection	IP65
Cooling Method	Natural Convection
Operating Temperature Range	-20 ~ 55°C

Model	TSOL-MAU5000
General Data	
Relative Humidity	0 ~ 95%, Non condensing
Max. Operating Altitude (m)	2000
Protection Class	I
Overvoltage Category	DC II; AC III

[1]According to the legal requirements of certain countries, output load limits are implemented to 800W.

Parallel Connection

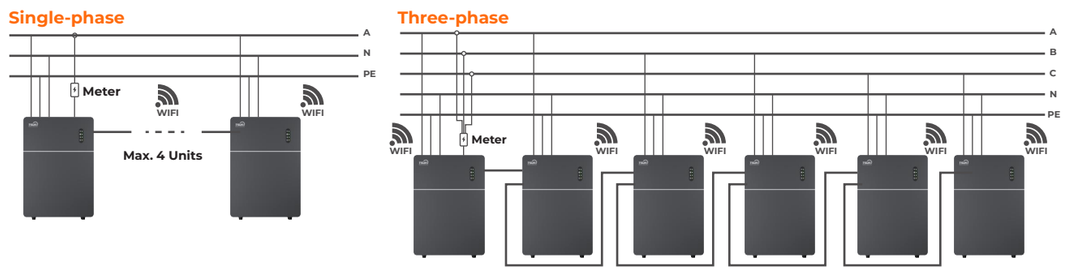

Both Plug & Play and Residential

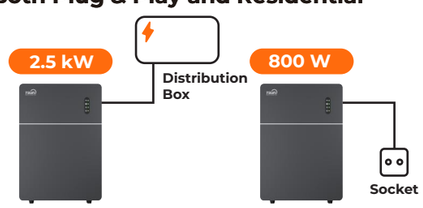

Note: In some countries or regions, plug-and-play systems may be permitted to exceed 800W, subject to applicable local regulations.

Work Mode

- Self-use
- Time of Use
- Dynamic Tariff





Standard Accessories Optional Accessories

PowerTrunk (Micro AC Coupled Unit)





Model	TSOL-MAU5000Elite	
	Pro	Plug & Play
Battery (DC)		
Battery Type	$LiFePO_4$	
Battery Capacity (Wh)	5024	
Cell Type	314 Ah	
Max. System Capacity (kWh)	25.1 (1 MAU5000Elite + 4 B5000Elite)	
Life Cycle	10,000[1]	
AC Port (On-grid)		
Max. AC Output Power (kW)	3/3.6/4.0/4.6/5.0/6.0	0.8[2]/3/3.6
Max. AC Input Power (kW)	9	3.6
Nominal AC Voltage (V)	220 / 230 / 240, L / N / PE	
Nominal AC Frequency (Hz)	50 / 60	
AC Port (Off-grid)		
Max. AC Output Power (kW)	6	3.6
Nominal AC Voltage (V)	220 / 230 / 240, L / N / PE	
Nominal AC Frequency (Hz)	50 / 60	
Switch Time (ms)	≤10	
General Data		
Dimensions (W × H × D mm)	635 × 272 × 288	
Weight (kg)	52	
Communication	WiFi (Bluetooth) + RS485	
Ingress Protection	IP65	
Cooling	Natural Convection	
Operating Temperature Range	-20 ~ + 55°C	
Relative Humidity	0 ~ 95%, Non condensing	
Max. Operating Altitude [m]	2000	
Protection Class	I	
Overvoltage Category	II (DC); III (AC)	

[1]Designed for a lifespan of 10,000 cycles at 25 °C ambient temperature.

[2]According to the legal requirements of certain countries, output load limits are implemented to 800W.

Model	TSOL-B5000Elite
Battery Specifications	
Battery Type	$LiFePO_4$
Battery Capacity (Wh)	5024
Cell Type	314 Ah
Life Cycle	10,000[1]
General Data	
Dimensions (W × H × D mm)	635 × 272 × 226
Weight (kg)	40
Ingress Protection	IP65
Cooling	Natural convection
Operating Ambient Temperature Range	-20 ~ +55 °C
Relative Humidity	0 ~ 95%, Non condensing
Max. Operating Altitude (m)	2000

[1]Designed for a lifespan of 10,000 cycles at 25 °C ambient temperature.

Parallel Connection

Single-phase

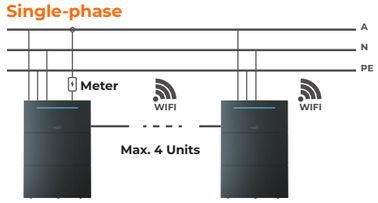

Three-phase

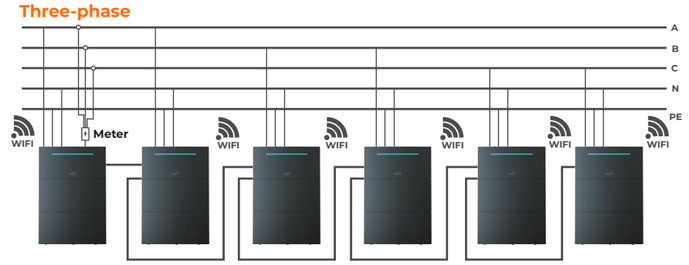

Both Plug & Play and Residential

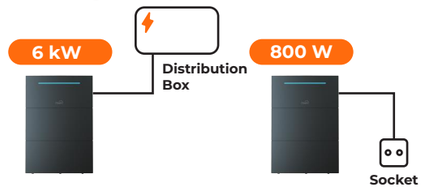

Work Mode

- Self-use
- Time of Use
- Dynamic Tariff

Note: In some countries or regions, plug-and-play systems may be permitted to exceed 800W, subject to applicable local regulations.





Standard Accessories Optional Accessories

SolarTrunk (Micro Hybrid Storage Unit)



Model	TSOL-MSU2000Elite
PV Input (PV)	
Recommended Module Power (Wp)	300 – 600+
Quantity of PV Module	2(Parallel)
Max. PV Input Power (W)	2400
Start up Voltage @Rated condition (V)	15
Operating Voltage Range per Input (V)	13 – 60
Max. Input Voltage per Input (V)	60
Nominal Input Voltage (V)	40
Short Circuit Current per Input (A)	40
Max. Input Current per Input (A)	30
Quantity of MPPTs	2
Battery (DC)	
Battery Capacity (Wh)	2010
Battery Type	$LiFePO_4$
Communication Mode	RS485
Nominal Voltage (V)	51.2
Operating Voltage Range (V)	43.2 – 57.2
Max. Discharge Power (W)	1000
Life Cycle	10000
Nominal Discharge Power (W)	1000
Max. Discharge Current (A)	25
Max. Charge Power (W)	2400(When Configuring DB2000Elite)
Nominal Charge Current (A)	25
Max. Charge Current (A)	25
Max. System Capacity (kWh)	10
AC Port (On-grid)	
Max. AC Output Power (VA)	1200(When Configuring DB2000Elite)
Nominal AC Output Power (W)	800
Nominal AC Output Current (A)	3.6
Max. AC Output Current (A)	6.8
Max. AC Input Power (W)	1200
Nominal AC Input Current (A)	5.5
Max. AC Input Current (A)	6.8
Nominal AC Voltage (V)	220/230/240, L/N/PE
Nominal AC Frequency (Hz)	50/60
Power Factor	>0.99 default 0.8 leading ... 0.8 lagging
THDI	≤3%@100% Load

Model	TSOL-MSU2000Elite
AC Port (Off-grid)	
Max. AC Output Power (VA)	1200 (When Configuring DB2000Elite)
Nominal AC Output Power (W)	800
Nominal AC Output Current (A)	3.6
Max. AC Output Current (A)	6.8
Nominal AC Voltage (V)	220/230/240, L/N/PE
Nominal AC Frequency (Hz)	50/60
Switch Time (ms)	≤10
Peak Output Apparent Power (VA)	105% – 120% 10min / 120% – 140% 1min 140% – 160% 30s / 160% – 180% 10s / 180% – 200% 2s 200% + 200ms
Efficiency	
Peak Inverter Efficiency	96%
EU Efficiency	94%
MPPT Efficiency	99.9%
Battery Charge/Discharge Efficiency	95% / 95%
No load power consumption	< 10W
Power off self consumption	< 1W
General Data	
Dimensions (W × H × D mm)	380 x 226 x 180
Weight (kg)	23.5
Communication	WiFi (Bluetooth) + RS485
Extra Communication Port	RS485 (Meter)
Display	LED
Ingress Protecction	IP65
Type of Isolation	Reinforced Insulation
Charging Temperature Range	0 – 55 °C*
Cooling	Natural Convection
Noise (dBA)	30
Protection Class	I
Operating Ambient Temperature Range	-20°C – +55°C
Overvoltage Category	II (DC); III(AC)
Relative Humidity	0 – 95 %, Non Condensing
Max. Operating Altitude Without Derating (m)	2000

Parallel Connection

Single-phase

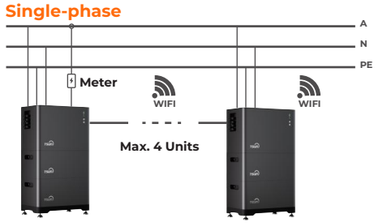

Three-phase

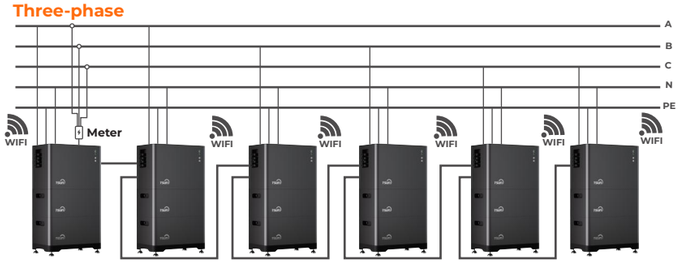

Both Plug & Play and Residential



Work Mode

- Self-use
- Time of Use
- Dynamic Tariff

Note: In some countries or regions, plug-and-play systems may be permitted to exceed 800W, subject to applicable local regulations.

AC End Cable (2 m) · Tool · 2 x RS485 Connector

DC Cable · AC End Cable(5 m/ 10 m / 15 m) · RS485 Cable (Dispatch) · RS485 Cable (Meter) · RS485 Cable (Parallel)

Standard Accessories · Optional Accessories

SolarTrunk (Micro Hybrid Storage Unit)



Model	TSOL-MSU4000Elite
PV Input (PV)	
Max. PV Input Power (W)	2800
Max. Input Voltage per Input (V)	60
Operating Voltage Range per Input (V)	16 ~ 60
Quantity of PV Module	4
Battery (DC)	
Battery Type	$LiFePO_4$
Battery Capacity (kWh)	4
Max. System Capacity (kWh)	20
Nominal Voltage (V)	51.2
Life Cycle	10,000[1]
AC Port (On-grid)	
Max. AC Output Power (W)	800[2] / 2500[3]
Max. AC Input Power (W)	2500[4]
Nominal AC Voltage (V)	220 / 230 / 240
Nominal AC Frequency (Hz)	50 / 60
AC Port (Off-grid)	
Max. AC Output Power (W)	2500[5]
Nominal AC Voltage (V)	220 / 230 / 240
Nominal AC Frequency (Hz)	50 / 60
Switch Time (ms)	≤10

Model	TSOL-MSU4000Elite
AC Port (Off-grid)	
Max. AC Output Power (W)	2500[3]
Nominal AC Voltage (V)	220 / 230 / 240
Nominal AC Frequency (Hz)	50 / 60
Switch Time (ms)	≤10
General Data	
Dimensions (W × H × D mm)	583 × 410 × 395
Weight (kg)	48
Communication Mode	WiFi (Bluetooth) + RS485
Protection Degree (IP Rating)	IP65
Cooling Method	Natural Convection
Operating Temperature Range	-20 ~ 55°C
Relative Humidity	0 ~ 95%, Non condensing
Max. Operating Altitude (m)	2000
Protection Level	I
Overvoltage Category	II (DC); III(AC)

[1]Designed for a lifespan of 10,000 cycles at 25 °C ambient temperature.
[2]According to the legal requirements of certain countries, output load limits are implemented to 800W.
[3]The PV Input should be greater than or equal to 500W.
[4]The EPS load should be greater than or equal to 500W.
[5]The PV Input or AC Input should be greater than or equal to 500W.

Parallel Connection

Single-phase

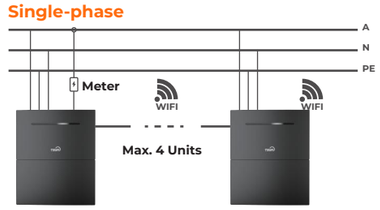

Three-phase

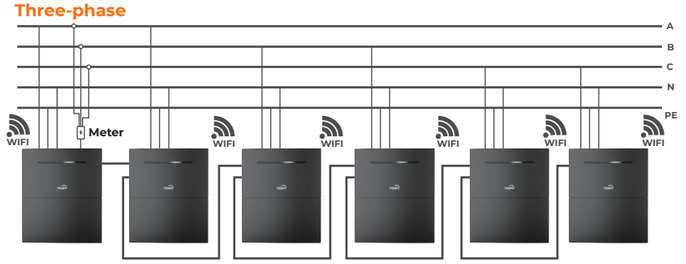

Both Plug & Play and Residential



Work Mode

- Self-use
- Time of Use
- Dynamic Tariff

Note: In some countries or regions, plug-and-play systems may be permitted to exceed 800W, subject to applicable local regulations.





Standard Accessories Optional Accessories

GEN3 Microinverter 1-in-1 (300W-500W)

Daisy-chain/Trunk Cable/Balcony



Daisy-chain



Trunk cable/Balcony

Built-in WiFi, Bluetooth APP Remote Monitoring & Control

96.7%

Peak Efficiency up to 96.7%

Plug & Play Installation

Daisy-chain



Protective Cap | AC Connector | AC Extension Cable | RS485 Cable



Trunk cable



T Connector | Trunk Cable Connector | Tool | Protective Cap



RS485 Cable

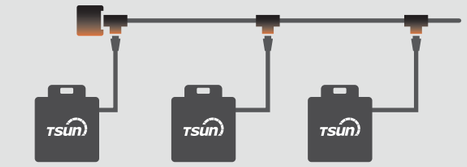

Balcony



5m AC End Cable with Schuko Plug (10m/15m Optional)



Installation Kit

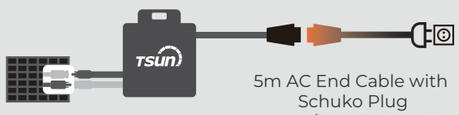

5m AC End Cable with Schuko Plug (10m/15m Optional)

Standard Accessories Optional Accessories

Model	TSOL-MS300	TSOL-MS350	TSOL-MS400	TSOL-MX400	TSOL-MX450	TSOL-MX500
Input (DC)						
Recommended Module Power (Wp)	300 ~ 550+			300 ~ 600+		
Quantity of PV Module	1			1		
Start up Voltage per Input@Rated Condition (V)	22			22		
MPPT Voltage Range per Input (V)	16 ~ 60			16 ~ 60		
Max. Input Voltage per Input (V)	60			60		
Short-current (A)	20			20		
Max. Input Current per Input (A)	14			16		
Quantity of MPPT	1			1		
Quantity of DC Inputs	1			1		
Output (AC)						
Nominal Continous Output Power (W)	300	350	400	400	450	500
Max Output Current (A)	1.45	1.59	2	2	2.25	2.5
Nominal Output Voltage (V)	220/230/240, L/N/PE					
Nominal Frequency (Hz)	50/60					
Power Factor	>0.99 Default, 0.8 Leading ... 0.8 Lagging					
Output Current Harmonic Distortion	<3%					
Maximum Units per 12AWG Branch*	23	20	17	17	15	14
Maximum Units per 10AWG Branch*	31	26	23	23	20	18
Efficiency						
Peak Inverter Efficiency	96.7%					
EU Efficiency	96.5%					
Nominal MPPT Efficiency	99.9%					
Night Time Power Consumption	<50 mW					
Mechanical Data						
Dimensions (WxHxD mm)	164 x 225 x 30					
Weight (kg)(Daisy-chain)	2.1					
Weight (kg)(Trunk cable/Balcony)	1.75					
General Data						
Communication	Wi-Fi (Bluetooth), 2 x RS485(Optional)					
Cable/Assembling	AC Cable up to 1.45m (Daisy-chain) AC Cable up to 0.5m with T Connector (Trunk cable) AC Cable up to 0.5m (Balcony)					
Type of Isolation	HF Isolation					
Ingress Protection	IP67					
Cooling	Natural Convection					
Operating Ambient Temperature Range	-40 ~ +65°C					
Relative Humidity	100%					
Max. Operating Altitude Without Derating (m)	2000					

*For Daisy-chain & Trunk Cable

GEN3 Microinverter 2-in-1 (600W-1000W)

Daisy-chain/Trunk Cable/Balcony



Daisy-chain



Trunk Cable/Balcony

Built-in WiFi, Bluetooth APP Remote Monitoring & Control

96.7%

Peak Efficiency up to 96.7%

Plug & Play Installation

Daisy-chain



Protective Cap | AC Connector | AC Extension Cable | RS485 Cable

Protective Cap — AC Connector

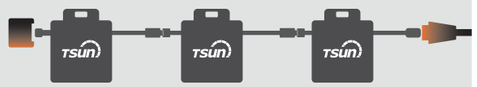

Trunk Cable



T Connector | Trunk Cable Connector | Tool | Protective Cap



RS485 Cable

Protective Cap — T Connector

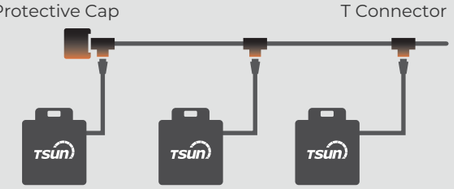

Balcony



5m AC End Cable with Schuko Plug (10m/15m Optional)



Installation Kit

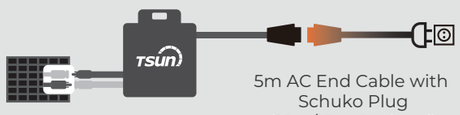

5m AC End Cable with Schuko Plug (10m/15m Optional)

Standard Accessories Optional Accessories

Model	TSOL-MS600	TSOL-MS700	TSOL-MS800	TSOL-MX800	TSOL-MX900	TSOL-MX1000
Input (DC)						
Recommended Module Power (Wp)		300 ~ 550+			300 ~ 600+	
Quantity of PV Module		1 to 2			1 to 2	
Start up Voltage per Input@Rated Condition (V)		22			22	
MPPT Voltage Range per Input (V)		16 ~ 60			16 ~ 60	
Max. Input Voltage per Input (V)		60			60	
Short-current (A)		20			20	
Max. Input Current per Input (A)		16			16	
Quantity of MPPT		2			2	
Quantity of DC Inputs		2			2	
Output (AC)						
Nominal Continous Output Power (W)	600	700	800	800	900	1000
Max Output Current (A)	3	3.19	4	4	4.5	5
Nominal Output Voltage (V)			220/230/240, L/N/PE			
Nominal Frequency (Hz)			50/60			
Power Factor			>0.99 Default, 0.8 Leading ... 0.8 Lagging			
Output Current Harmonic Distortion			<3%			
Maximum Units per 12AWG Branch*	12	10	9	9	8	7
Maximum Units per 10AWG Branch*	15	13	12	12	10	9
Efficiency						
Peak Inverter Efficiency			96.7%			
EU Efficiency			96.5%			
Nominal MPPT Efficiency			99.9%			
Night Time Power Consumption			<50 mW			
Mechanical Data						
Dimensions (WxHxD mm)	250 * 223 * 30			261 * 228 * 32		
Weight (kg)(Daisy-chain)	3.1			3.3		
Weight (kg)(Trunk Cable/Balcony)	2.6			2.8		
General Data						
Communication	Wi-Fi (Bluetooth), 2 x RS485(Optional)					
Cable/Assembling	AC Cable up to 2.43m (Daisy-chain) AC Cable up to 0.5m with T Connector (Trunk Cable) AC Cable up to 0.5m (Balcony)					
Type of Isolation	HF Isolation					
Ingress Protection	IP67					
Cooling	Natural Convection					
Operating Ambient Temperature Range	-40 ~ +65°C					
Relative Humidity	100%					
Max. Operating Altitude without Derating (m)	2000					

*For Daisy-chain & Trunk Cable

GEN3 Microinverter 4-in-1 (1600W-2250W)

Daisy-chain/Trunk Cable/Balcony



Daisy-chain



Trunk Cable/Balcony

Built-in WiFi, Bluetooth APP Remote Monitoring & Control

97.0%

Peak Efficiency up to 97.0%

Plug & Play Installation

Daisy-chain



Protective Cap | AC Connector | AC Extension Cable | RS485 Cable

Protective Cap AC Connector



Trunk Cable



T Connector | Trunk Cable Connector | Tool | Protective Cap



RS485 Cable

Protective Cap T Connector

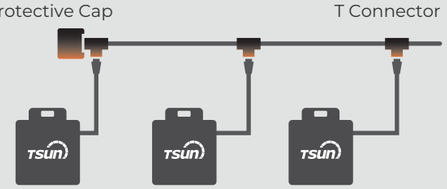

Balcony



5m AC End Cable with Schuko Plug (10m/15m Optional)



Installation Kit

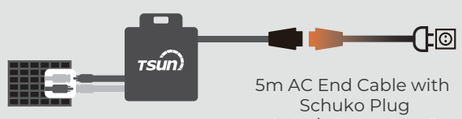

5m AC End Cable with Schuko Plug (10m/15m Optional)

Standard Accessories Optional Accessories

Model	TSOL-MS1600	TSOL-MS1800	TSOL-MS2000	TSOL-MX2250
Input (DC)				
Recommended Module Power (Wp)	400 ~ 700+			
Quantity of PV Module	1 to 4			
Start up Voltage per Input@Rated Condition (V)	22			
MPPT Voltage Range per Input (V)	16 ~ 60			
Max. Input Voltage per Input (V)	60			
Short-current (A)	25			
Max. Input Current per Input (A)	18			
Quantity of MPPT	4			
Quantity of DC Inputs	4			
Output (AC)				
Nominal Continous Output Power (W)	1600	1800	2000	2250
Max Output Current (A)	8	9	10	11.25
Nominal Output Voltage (V)	220/230/240, L/N/PE			
Nominal Frequency (Hz)	50/60			
Power Factor	>0.99 Default, 0.8 Leading ... 0.8 Lagging			
Output Current Harmonic Distortion	<3%			
Maximum Units per 12AWG Branch*	4	4	3	3
Maximum Units per 10AWG Branch*	6	5	5	4
Efficiency				
Peak Inverter Efficiency	96.7%			97.0%
EU Efficiency	96.5%			96.7%
Nominal MPPT Efficiency	99.9%			
Night Time Power Consumption	<50 mW			
Mechanical Data				
Dimensions (WxHxD mm)	331 x 261 x 44			
Weight (kg)(Daisy-chain)	5.5			
Weight (kg)(Trunk Cable/Balcony)	5			
General Data				
Communication	Wi-Fi (Bluetooth), 2 x RS485(Optional)			
Cable/Assembling	AC Cable up to 2.52m (Daisy-chain) AC Cable up to 0.5m with T Connector (Trunk Cable) AC Cable up to 0.5m (Balcony)			
Type of Isolation	HF Isolation			
Ingress Protection	IP67			
Cooling	Natural Convection			
Operating Ambient Temperature Range	-40 ~ +65°C			
Relative Humidity	100%			
Max. Operating Altitude without Derating (m)	2000			

*For Daisy-chain & Trunk Cable

-For the Brazilian market, all microinverters are confgured with a maximum input short-circuit current of 20A, eliminating the need for AFCI (Arc Fault Circuit Interrupter) protection.

GEN3 Microinverter 6-in-1 (2400W-3300W)

Daisy-chain/Trunk Cable/Balcony



Daisy-chain



Trunk Cable/Balcony

Built-in WiFi, Bluetooth
APP Remote
Monitoring & Control

97.0%
Peak Efficiency
up to 97.0%

Plug & Play
Installation

Daisy-chain



Protective Cap | AC Connector | AC Extension Cable | RS485 Cable | DC Cable

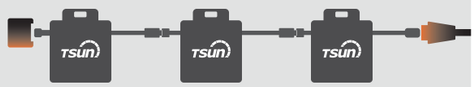

Trunk Cable



T Connector | Trunk Cable Connector | Tool | Protective Cap



RS485 Cable | DC Cable

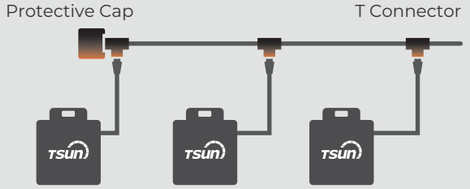

Balcony



5m AC End Cable with
Schuko Plug
(10m/15m Optional)



Installation Kit | DC Cable

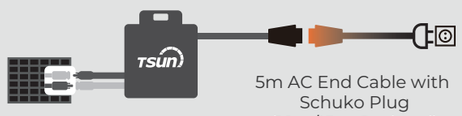

5m AC End Cable with
Schuko Plug
(10m/15m Optional)

Standard Accessories | Optional Accessories

Model	TSOL-MX2400D	TSOL-MX2500D	TSOL-MX2700D	TSOL-MX3000D	TSOL-MX3300D
Input (DC)					
Recommended Module Power (Wp)	400 ~ 700+				
Quantity of PV Module	1 to 6				
Start up Voltage per Input@Rated Condition (V)	22				
MPPT Voltage Range per Input (V)	16 ~ 60				
Max. Input Voltage per Input (V)	60				
Short-current (A)	25				
Max. Input Current per Input (A)	18				
Quantity of DC Inputs	6				
Output (AC)					
Nominal Continous Output Power (W)	2400	2500	2700	3000	3300
Max Output Current (A)	12	12.5	13.5	15	15.9
Nominal Output Voltage (V)	220/230/240, L/N/PE				
Nominal Frequency (Hz)	50/60				
Power Factor	>0.99 Default, 0.8 Leading ... 0.8 Lagging				
Output Current Harmonic Distortion	<3%				
Maximum Units per 12AWG Branch*	3	3	2	2	2
Maximum Units per 10AWG Branch*	4	4	3	3	3
Efficiency					
Peak Inverter Efficiency	97.0%				
EU Efficiency	96.7%				
Nominal MPPT Efficiency	99.9%				
Night Time Power Consumption	<50 mW				
Mechanical Data					
Dimensions (WxHxD mm)	380 x 313 x 49				
Weight (kg)(Daisy-chain)	8.2				
Weight (kg)(Trunk Cable/Balcony)	7.5				
General Data					
Communication	Wi-Fi (Bluetooth), 2 x RS485(Optional)				
Cable/Assembling	AC Cable up to 3.7m (Daisy-chain) AC Cable up to 0.5m with T Connector (Trunk Cable) AC Cable up to 0.5m (Balcony)				
Type of Isolation	HF Isolation				
Ingress Protection	IP67				
Cooling	Natural Convection				
Operating Ambient Temperature Range	-40 ~ +65°C				
Relative Humidity	100%				
Max. Operating Altitude without Derating (m)	2000				

*For Daisy-chain & Trunk Cable
-For the Brazilian market, all microinverters are confgured with a maximum input short-circuit current of 20A, eliminating the need for AFCI (Arc Fault Circuit Interrupter) protection.

GEN3 Microinverter 6-in-1 (2400W-3300W)

Three-phase——Daisy-chain/Trunk Cable



Daisy-chain



Trunk Cable

Built-in WiFi, Bluetooth APP Remote Monitoring & Control

97.0%

Peak Efficiency up to 97.0%

Plug & Play Installation

Daisy-chain



Protective Cap | AC Connector | AC Extension Cable | RS485 Cable | DC Cable



Trunk Cable



T Connector | Trunk Cable Connector | Tool | Protective Cap



RS485 Cable | DC Cable

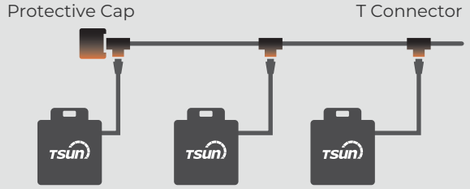

Standard Accessories Optional Accessories

Model	TSOL-MX2400D-T	TSOL-MX2500D-T	TSOL-MX2700D-T	TSOL-MX3000D-T	TSOL-MX3300D-T
Input (DC)					
Recommended Module Power (Wp)	400 ~ 700+				
Quantity of PV Module	1 to 6				
Start up Voltage per Input@Rated Condition (V)	22				
MPPT Voltage Range per Input (V)	16 ~ 60				
Max. Input Voltage per Input (V)	60				
Short-current (A)	25				
Max. Input Current per Input (A)	18				
Quantity of DC Inputs	6				
Output (AC)					
Nominal Continous Output Power (W)	2400	2500	2700	3000	3300
Max Output Current (A)	12	12.5	13.5	15	15.9
Nominal Output Voltage (V)	220/380 or 230/400, 3L/N/PE				
Nominal Frequency (Hz)	50/60				
Power Factor	>0.99 Default, 0.8 Leading ... 0.8 Lagging				
Output Current Harmonic Distortion	<3%				
Maximum Units per 12AWG Branch*	9	9	8	7	6
Maximum Units per 10AWG Branch*	12	11	10	9	8
Efficiency					
Peak Inverter Efficiency	97.0%				
Nominal MPPT Efficiency	99.9%				
Night Time Power Consumption	<50 mW				
Mechanical Data					
Dimensions (WxHxD mm)	380 x 313 x 49				
Weight (kg)(Daisy-chain)	8.2				
Weight (kg)(Trunk cable)	7.5				
General Data					
Communication	Wi-Fi (Bluetooth), 2 x RS485				
Cable/Assembling	AC Cable up to 3.7m (Daisy-chain) AC Cable up to 0.5m with T Connector (Trunk cable)				
Type of Isolation	HF Isolation				
Ingress Protection	IP67				
Cooling	Natural Convection				
Operating Ambient Temperature Range	-40 ~ +65°C				
Relative Humidity	100%				
Max. Operating Altitude without Derating (m)	2000				

*For Daisy-chain & Trunk Cable

-For the Brazilian market, all microinverters are confgured with a maximum input short-circuit current of 20A, eliminating the need for AFCI (Arc Fault Circuit Interrupter) protection.

PowerTrunk (Micro AC Coupled Unit)



Model	TSOL-MAU2000
Battery (DC)	
Battery Capacity (Wh)	2048
Battery Type	$LiFePO_4$
Nominal Voltage (V)	51.2
Operating Voltage Range (V)	43.2 - 58.4
Max. Discharge Power (W)	2000
Max. Charge Power (W)	2000
Max. System Capacity (kWh)	10.24 MAU2000/MAU2000DE (2.048 kWh)+ 4 x B2000 (8.192 kWh)
AC Port (On-grid)	
Max AC Output Power (W)	800[1] / 2000
Max. AC Output Current (A)	4 / 10
Max. AC Input Power (W)	2000
Max. AC Input Current (A)	11
Nominal AC Voltage (V)	220/230/240, L/N/PE
Nominal AC Frequency (Hz)	50/60
Power Factor	>0.99 Default 0.8 Leading ... 0.8 Lagging
THDI	≤3%@100% Load
AC Port (Off-grid) (Optional)	
Max. AC Output Power (W)	2000
Max. AC Output Current (A)	10
Nominal AC Voltage (V)	220/230/240, L/N/PE
Nominal AC Frequency (Hz)	50/60
Switch Time (ms)	< 20

Model	TSOL-MAU2000
Efficiency	
Battery Charge/Discharge Efficiency	95%/95%
Consumption (Without Load)	< 25W
Self-consumption (Device Shutdown)	< 1W
Mechanical Data	
Dimensions (W×H×D mm)	455 x 320 x 280(PowerTrunk) 455 x 205 x 280(B2000)
Net/Gross Weight (kg)	32/34.7 (Metal Housing) 25.9/28.6 (Plastic Housing) Die-cast Heat Sink
Battrery Weight (kg)	17.2/19
General Data	
Communication	Server : WiFi (Bluetooth) / Battery: RS485
Extra Communication Ports	3 x RS485(Dispatch+Meter+Parallel)
Ingress Protection	IP65
Cooling	Natural Convection
Operating Ambient Temperature Range	-20 ~ +55 °C
Relative Humidity	0-95%, Non Condensing
Max. Operating Altitude Without Derating (m)	2000
Display	SOC Light
Type of Isolation	Reinforced Insulation
Protection Class	I

[1]According to the legal requirements of certain countries, output load limits are implemented to 800W.

Parallel Connection

Single-phase

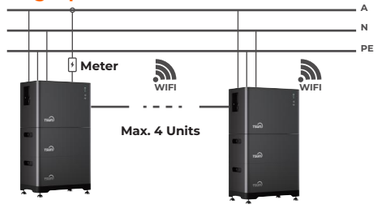

Three-phase



Both Plug & Play and Residential



Work Mode

- Self-use
- Time of Use
- Dynamic Tariff

Note: In some countries or regions, plug-and-play systems may be permitted to exceed 800W, subject to applicable local regulations.



AC End Cable (2 m)

2 x RS485 Connector



AC End Cable (5 m/10 m/15 m)



RS485 Cable (Dispatch)



RS485 Cable (Meter)



RS485 Cable (Parallel)

Standard Accessories Optional Accessories

SolarTrunk (Micro Hybrid Storage Unit)



Model	TSOL-MSU2000
PV Input(PV)	
Recommended Module Power (Wp)	400 ~ 700+
Quantity of PV Module	1 to 4
Max. PV Input Power (W)	2800+
Start up Voltage @Rated condition (V)	22
Operating Voltage Range per Input (V)	16 ~ 60
MPPT Voltage Range @ Nominal Power (V)	27.7 ~ 54
Max. Input Voltage per Input (V)	60
Nominal Input Voltage (V)	42
Short Circuit Current per Input (A)	25
Max. Input Current per Input (A)	18
Quantity of MPPTs	4
Battery (DC)	
Battery Capacity (Wh)	2048
Battery Type	$LiFePO_4$
Nominal Voltage (V)	51.2
Operating Voltage Range (V)	43.2 - 58.4
Max. Discharge Power (W)	2000
Max. Charge Power (W)	2000
Max. System Capacity (kWh)	10.24 MSU2000/MSU2000DE (2.048 kWh) + 4 x B2000 (8.192 kWh)
AC Port (On-grid)	
Max AC Output Power (W)	800[1] / 2000
Max. AC Output Current (A)	4 / 10
Max. AC Input Power (W)	2000
Max. AC Input Current (A)	11
AC Port (On-grid)	
Nominal AC Voltage (V)	220/230/240, L/N/PE
Nominal AC Frequency (Hz)	50/60
Power Factor	>0.99 Default 0.8 Leading ... 0.8 Lagging
THDI	≤3%@100% Load
AC Port (Off-grid) (Optional)	
Max. AC Output Power (W)	2000
Max. AC Output Current (A)	10
Nominal AC Voltage (V)	220/230/240, L/N/PE
Nominal AC Frequency (Hz)	50/60
Switch Time (ms)	< 20

[1]According to the legal requirements of certain countries, output load limits are implemented to 800W.

Model	TSOL-MSU2000
Efficiency	
Peak Inverter Efficiency	97.0%
MPPT Efficiency	99.9%
Battery Charge/Discharge Efficiency	95%/95%
Consumption (Without Load)	< 25W
Self-consumption (Device Shutdown)	< 1W
Mechanical Data	
Dimensions (W×H×D mm)	455 x 320 x 280(SolarTrunk) 455 x 205 x 280(B2000)
Net/Gross Weight (kg)	32/34.7 (Metal Housing) 26.8/29.5 (Plastic Housing) Die-cast Heat Sink
Battrery Weight (kg)	17.2/19
General Data	
Communication	Server : WiFi (Bluetooth)
Extra Communication Ports	3 x RS485(Dispatch+Meter+Parallel) (Gen 3)
Ingress Protection	IP65
Cooling	Natural Convection
Operating Ambient Temperature Range	-20 ~ +55 °C
Relative Humidity	0-95%, Non Condensing
Max. Operating Altitude without Derating (m)	2000
Display	SOC Light
Type of Isolation	Reinforced Insulation
Protection Class	I
Overvoltage Category	PV II ; AC III

Parallel Connection

Single-phase

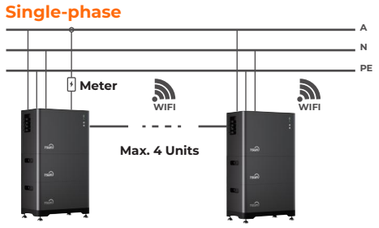

Three-phase

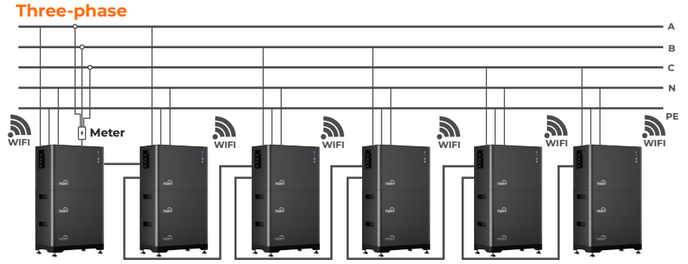

Both Plug & Play and Residential



Work Mode

- Self-use
- Time of Use
- Dynamic Tariff

Note: In some countries or regions, plug-and-play systems may be permitted to exceed 800W, subject to applicable local regulations.





Standard Accessories Optional Accessories





ESK-Balcony Air Vertical

Model	TSOL-ESK400-Air (V)	TSOL-ESK800-Air (V)
PV Module Parameter *		
Module Power(Pmpp @STC)	2 x 200	4 x 200
Max. Module Efficiency	20.4%	20.4%
Temp. Coef. (Power)	-0.34%/°C	-0.34%/°C
Color	Black	Black
AC Output Parameter		
Max. System Continous Output Power (W)**	400	800
Max. Output Current (A)	2	4
Nominal Output Voltage (V)***	220/230/240	
Nominal Frequency (Hz)***	50/60	
Power Factor	>0.99	
Output Current Harmonic Distortion	<3%	
Length of AC End Cable (m)***	5 (10, 15 Optional)	
Certification		
Solar Module	CE, TUV,UL, CQC, IEC 61215, IEC 61730	
Microinverter	CE-LVD,CE-EMC,CE-RED,VDE 4105,EN 50549-1	
Bracket	EN 10204:2017，EN 1090-1:2009+A1：2011	
Environmental Parameter		
Ingress Protection	IP67	
Operating Ambient Temperature Range	-25 °C ~ +65°C	
Relative Humidity	0 ~ 100%	
Max. Operating Altitude Without Derating (m)	2000	
Mechanical Parameter		
Weight (kg)	13	25
Package Dimensions (W×H×D mm)	1340 x 960 x 65	2 x 1340 x 960 x 65 /pcs
Warranty	12 years	

* The colour , brand and power of the solar module can be customized if the PV module is compatible to ESK system.
** The output power of the system can be limited to according to local regulations.
*** The AC voltage , frequency range and plug type may vary depending on specific country grid.

Balcony

Ultra Light

Waterproof

Plug & Play

Built-in WiFi, Bluetooth APP Remote Monitoring & Control

Flexible Module, Microinverter and Accessories Included

2 x 200W PV Module
4 x 200W PV Module

DC Cable
(2m, Only for ESK800)

AC End Cable
(5m)

Microinverter
(Balcony)

ESK-Balcony Air Angled

Model	TSOL-ESK400-Air(A)	TSOL-ESK800-Air(A)
PV Module Parameter *		
Module Power(Pmpp @STC)	2 x 200	4 x 200
Max. Module Efficiency	20.4%	20.4%
Temp. Coef. (Power)	-0.36%/°C	-0.36%/°C
Color	Black	Black
AC Output Parameter		
Max. System Continous Output Power (W)**	400	800
Max. Output Current (A)	2	4
Nominal Output Voltage (V)***	220/230/240	
Nominal Frequency (Hz)***	50/60	
Power Factor	>0.99	
Output Current Harmonic Distortion	<3%	
Length of AC End Cable***	5 (10, 15 Optional)	
Certification		
Solar Module	CE,TUV,UL,CQC,IEC 61215,IEC 61730	
Microinverter	CE-LVD,CE-EMC,CE-RED,VDE 4105,EN 50549-1	
Bracket	EN 10204:2017，EN 1090-1:2009+A1：2011	
Environmental Parameter		
Ingress Protection	IP67	
Operating Ambient Temperature Range	-25 °C ~ +65°C	
Relative Humidity	0 ~ 100%	
Max. Operating Altitude Without Derating (m)	2000	
Mechanical Parameter		
Weight (kg)	13	25
Package Dimensions (W×H×D mm)	1340 x 960 x 65	2 x 1340 x 960 x 65 /pcs
Warranty	12 years	

* The colour , brand and power of the solar module can be customized if the PV module is compatible to ESK system.
** The output power of the system can be limited to according to local regulations.
*** The AC voltage , frequency range and plug type may vary depending on specific country grid.

Balcony

Ultra Light

Waterproof

Angle Adjustable

Plug & Play

Built-in WiFi, Bluetooth APP Remote Monitoring & Control

Flexible Module, Microinverter and Accessories Included

2 x 200W PV Module
4 x 200W PV Module

Bracket

DC Cable
(2m, Only for ESK800)

AC End Cable
(5m)

Microinverter
(Balcony)





ESK-Balcony Vertical

Model	TSOL-ESK400-BV	TSOL-ESK800-BV
PV Module Parameter *		
Module Power(Pmpp @STC)	430 (400 ~ 500 optional)	2 x 430 (400 ~ 500 optional)
Max. Module Efficiency	20.7% (up to 24%)	20.7% (up to 24%)
Temp. Coef. (Power)	-0.34%/°C	-0.34%/°C
Color	Black	Black
AC Output Parameter		
Max. System Continous Output Power (W)**	400	800
Max. Output Current (A)	2	4
Nominal Output Voltage (V)***	220/230/240	
Nominal Frequency (Hz)***	50/60	
Power Factor	>0.99	
Output Current Harmonic Distortion	<3%	
Length of AC End Cable (m)***	5 (10, 15 Optional)	
Certification		
Solar Module	CE,TUV,UL,CQC,IEC 61215,IEC 61730	
Microinverter	CE-LVD,CE-EMC,CE-RED,VDE 4105,EN 50549-1	
Bracket	EN 10204:2017，EN 1090-1:2009+A1：2011	
Environmental Parameter		
Environmental Protection Rating	IP67	
Operating Ambient Temperature Range	-25 °C ~ +65°C	
Relative Humidity	0 ~ 100%	
Max. Operating Altitude Without Derating (m)	2000	
Mechanical Parameter		
Weight (kg)	27	54
Package Dimensions (W×H×D mm)	1722 x 1195 x 164	2 x 1722 x 1195 x 164/pcs
Warranty	12 years	

* The colour , brand and power of the solar module can be customized if the PV module is compatible to ESK system.
** The output power of the system can be limited to according to local regulations.
*** The AC voltage , frequency range and plug type may vary depending on specific country grid.

Balcony

Wind-resistant Snow-prevention

Waterproof

Plug & Play

Built-in WiFi, Bluetooth APP Remote Monitoring & Control

Flexible Module, Microinverter and Accessories Included

430W PV Module
2 x 430W PV Module
(400~500W Optional)

Bracket

DC Cable
(2m, Only for ESK800)

AC End Cable
(5m)

Microinverter
(Balcony)

ESK-Balcony Angled

Model	TSOL-ESK400-BA	TSOL-ESK800-BA
PV Module Parameter *		
Module Power(Pmpp @STC)	430 (400 ~ 500 optional)	2 x 430 (400 ~ 500 optional)
Max. Module Efficiency	20.7% (up to 24%)	20.7% (up to 24%)
Temp. Coef. (Power)	-0.36%/°C	-0.36%/°C
Color	Black	Black
AC Output Parameter		
Max. System Continous Output Power (W)**	400	800
Max. Output Current (A)	2	4
Nominal Output Voltage (V)***	220/230/240	
Nominal Frequency (Hz)***	50/60	
Power Factor	>0.99	
Output Current Harmonic Distortion	<3%	
Length of AC End Cable (m)***	5 (10, 15 Optional)	
Certification		
Solar Module	CE,TUV,UL,CQC,IEC 61215,IEC 61730	
Microinverter	CE-LVD,CE-EMC,CE-RED,VDE 4105,EN 50549-1	
Bracket	EN 10204:2017，EN 1090-1:2009+A1：2011	
Environmental Parameter		
Ingress Protection	IP67	
Operating Ambient Temperature Range	-25 °C ~ +65°C	
Relative Humidity	0 ~ 100%	
Max. Operating Altitude Without Derating (m)	2000	
Mechanical Parameter		
Weight (kg)	27	54
Package Dimensions (W×H×D mm)	1722 x 1195 x 164	2 x 1722 x 1195 x 164 /pcs
Warranty	12 years	

* The colour , brand and power of the solar module can be customized if the PV module is compatible to ESK system.
** The output power of the system can be limited to according to local regulations.
*** The AC voltage , frequency range and plug type may vary depending on specific country grid.

Balcony

Wind-resistant Snow-prevention

Waterproof

Angle Adjustable

Plug & Play

Built-in WiFi, Bluetooth APP Remote Monitoring & Control

Flexible Module, Microinverter and Accessories Included

430W PV Module
2 x 430W PV Module
(400~500W Optional)

Bracket

DC Cable
(2m, Only for ESK800)

AC End Cable
(5m)

Microinverter
(Balcony)





ESK-Pop-up

Model	TSOL-ESK400-P	TSOL-ESK800-P
PV Module Parameter *		
Module Power(Pmpp @STC)	450 (400 ~ 500 optional)	2 x 430 (400 ~ 500 optional)
Max. Module Efficiency	20.7% (up to 24%)	20.7% (up to 24%)
Temp. Coef. (Power)	-0.34%/°C	-0.34%/°C
Color	Black	Black
AC Output Parameter		
Max. System Continous Output Power (W)**	400	800
Max. Output Current (A)	2	4
Nominal Output Voltage (V)***	220/230/240	
Nominal Frequency (Hz)***	50/60	
Power Factor	>0.99	
Output Current Harmonic Distortion	<3%	
Length of AC End Cable (m)***	5 (10, 15 Optional)	
Certification		
Solar Module	CE,TUV,UL,CQC,IEC 61215,IEC 61730	
Microinverter	CE-LVD,CE-EMC,CE-RED,VDE 4105,EN 50549-1	
Bracket	EN 10204:2017，EN 1090-1:2009+A1：2011	
Environmental Parameter		
Ingress Protection	IP67	
Operating Ambient Temperature Range	-25 °C ~ +65°C	
Relative Humidity	0 ~ 100%	
Max. Operating Altitude Without Derating (m)	2000	
Mechanical Parameter		
Weight (kg)	29	58
Package Dimensions (W×H×D mm)	1724 x 1164 x 90	2 x 1724 x 1164 x 90 /pcs
Warranty	12 years	

* The colour , brand and power of the solar module can be customized if the PV module is compatible to ESK system.
** The output power of the system can be limited to according to local regulations.
*** The AC voltage , frequency range and plug type may vary depending on specific country grid.

Ground/ Flat Roof

Wind-resistant Snow-prevention

Waterproof

Angle Adjustable

Plug & Play

Built-in WiFi, Bluetooth APP Remote Monitoring & Control

Pre-Assembly

Bracket(Pre-Assembly, Foldable)
430W/2 x 430WPV Module
(400~500W Optional)

DC Cable
(2m, Only for ESK800)

AC End Cable
(5m)

Microinverter
(Balcony)

ESK-Universal

Model	TSOL-ESK400-U	TSOL-ESK800-U
PV Module Parameter *		
Module Power(Pmpp @STC)	450 (400 ~ 500 optional)	2 x 430 (400 ~ 500 optional)
Max. Module Efficiency	20.7% (up to 24%)	20.7% (up to 24%)
Temp. Coef. (Power)	-0.36%/°C	-0.36%/°C
Color	Black	Black
AC Output Parameter		
Max. System Continous Output Power (W)**	400	800
Max. Output Current (A)	2	4
Nominal Output Voltage (V)***	220/230/240	
Nominal Frequency (Hz)***	50/60	
Power Factor	>0.99	
Output Current Harmonic Distortion	<3%	
Length of AC End Cable (m)***	5 (10, 15 Optional)	
Certification		
Solar Module	CE,TUV,UL,CQC,IEC 61215,IEC 61730	
Microinverter	CE-LVD,CE-EMC,CE-RED,VDE 4105,EN 50549-1	
Bracket	EN 10204:2017，EN 1090-1:2009+A1：2011	
Environmental Parameter		
Ingress Protection	IP67	
Operating Ambient Temperature Range	-25 °C ~ +65°C	
Relative Humidity	0 ~ 100%	
Max. Operating Altitude Without Derating (m)	2000	
Mechanical Parameter		
Weight (kg)	27	54
Package Dimensions (W×H×D mm)	1722 x 1195 x 605	2 x 1722 x 1195 x 605 /pcs
Warranty	12 years	

* The colour , brand and power of the solar module can be customized if the PV module is compatible to ESK system.
** The output power of the system can be limited to according to local regulations.
*** The AC voltage , frequency range and plug type may vary depending on specific country grid.

All Scenarios

Wind-resistant Snow-prevention

Waterproof

Angle Adjustable

Plug & Play

Built-in WiFi, Bluetooth APP Remote Monitoring & Control

Flexible Module, Microinverter and Accessories Included

430W PV Module
2 *430W PV Module
(400~500W optional)

Bracket

DC Cable
(2m, Only for ESK800)

AC End Cable
(5m)

Microinverter
(Balcony)



ESK-Transformer

Model	TSOL-ESK400-T	TSOL-ESK800-T
PV Module Parameter (Not Included)		
Reconmended Module Power(Wp)	300 ~ 700+	2 x 300 ~ 700+
Length of Solar Module (mm)	> 900	
Width of Solar Module (mm)	> 500; < 1150	
Thickness of Solar Module (mm)	30	
AC Output Parameter		
Max. System Continous Output Power (W)*	400	800
Max. Output Current (A)	2	4
Nominal Output Voltage (V)**	220/230/240	
Nominal Frequency (Hz)**	50/60	
Power Factor	>0.99	
Output Current Harmonic Distortion	<3%	
Length of AC End Cable (m)**	5 (10, 15 Optional)	
Certification		
Solar Module	CE,TUV,UL,CQC,IEC 61215,IEC 61730	
Microinverter	CE-LVD,CE-EMC,CE-RED,VDE 4105,EN 50549-1	
Bracket	EN 10204:2017， EN 1090-1:2009+A1： 2011	
Environmental Parameter		
Ingress Protection	IP67	
Operating Ambient Temperature Range	-25 °C ~ +65°C	
Relative Humidity	0 ~ 100%	
Max. Operating Altitude Without Derating (m)	2000	
Mechanical Parameter		
Weight (kg)	12	24
Package Dimensions (W×H×D mm)	885 x 360 x 108	2 x 885 x 360 x 108 /pcs
Warranty	12 years	

* The output power of the system can be adjusted according to local regulations.
** The AC voltage , frequency range and plug type may vary depending on specific country grid.

All Scenarios

Angle and Length Adjustable

Waterproof

Plug & Play

Built-in WiFi, Bluetooth APP Remote Monitoring & Control

Microinverter, Bracket and Accessories Included



Bracket



DC Cable (2m, Only for ESK800)



AC End Cable (5m)



Microinverter (Balcony)

Easy Solar Kit

TSUN Monitoring

TSUN Portal (Web)

Distributor + Installer
https://pro.talent-monitoring.com/

TSUN Smart (APP)

Distributor + Installer + End-user

Download on the APP Store

Get it on Google Play

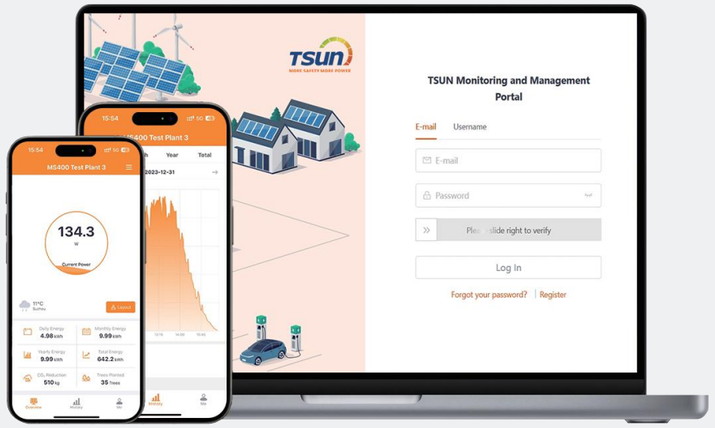

Monitor Generation Data of Solar Plant

Power Generation Statistics

Module-level Monitoring System

Fast Network Configuration

Open API Monitoring Solution

Open API, data directly transmitted to the customer monitoring platform

01

Neutral Monitoring Solution

Provide logo rebranding solutions

02

Optional Tuya Module

tuya

03

TSUN Monitoring (Wi-Fi)

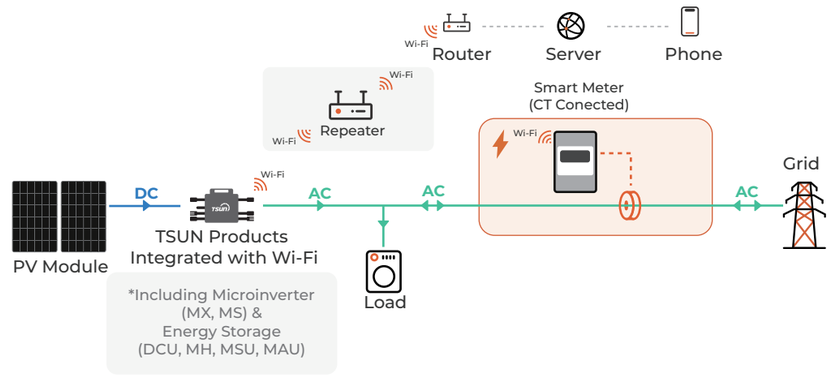

Smart Meter (Wi-Fi, CT Connected)

Smart Meter is a power control device for TSUN's products with Wi-Fi. It can collect the current grid output power status. At the same time, it is connected to the home network, communicates with TSUN's products with Wi-Fi under the same network, and controls the output power of the entire Solar & Storage system.

PEEM-S100



MR3-D4-WE



	PEEM-S100	MR3-D4-WE
Rated Voltage	230 V	230 V/400 V
Working Frequency	2.412 GHz~2.484 GHz	2.400 GHz ~ 2.484 GHz
Data Interval	<200 ms	<200 ms
Wireless Type	Wi-Fi	Wi-Fi
AC Frequency	50/60 Hz	50/60 Hz
Power Range	0~999999.99 kWh	0~999999.99 kWh
Accuracy Class	1.0	1.0
Consumption	≤3.5 W	≤4 W
Max. Current per Phase	100 A	100 A
Cable Length of CT	2 m	2 m
CT Type	φ16 mm	φ16 mm
Length	1.5 m	1.5 m

PEEM-S01



PEEM-T01



	PEEM-S01	PEEM-T01
Rated Voltage	220V/230V	380V/400V
Rated Frequency	50Hz/60Hz	50Hz/60Hz
Rated Current	80A/120A/200A	80A/120A/200A
Power Consumption	3W	
Refresh Rate	100ms	
Wireless Type	WiFi (Standard)	
Wired Interface	RS485	
Acquisition Type	Single-channel (Grid) Dual-channel (Grid+PV)	Single-channel (Grid)
Material	PC+ABS	
Protection Rating (IP Code)	IP20	
Altitude	2000m	
Dimensions	18*96*70 mm	
Installation Method	35mm DIN	

TSUN Monitoring (RS485)

Power Meter (RS485, CT Connected)

Power Meter is a power control device for TSUN's products with RS485. It can collect the current grid output power status. At the same time, it communicates with TSUN's products with RS485, and controls the output power of the entire Solar & Storage system.

ADL200N-CT/ADL400N-CT



	ADL200N-CT	ADL400N-CT
Gride Type	Single-phase	Three-phase
Data Interval	<200 ms	<200 ms
Nominal Voltage	230 V	230 V/400 V
Frequency Range	45-65 Hz	
Input Current	80A, 120A, 200A, 300A	
Consumption	<0.2 VA	
Accuracy	±0.5%	
Sensor	CT	
Commnuication	RS485	

P1 - Reader

P1-2W



SMeter-RS06



	P1-2W	SMeter-RS06
Conmunication Type	WIFI & Bluetooth	WIFI & Bluetooth
Communication Rate	115200 bps	115200 bps
Data Update (To Server)	5 min	60S
Data Port	P1-RJ12-UART	P1-RJ12-UART
Operating Voltage	DC 5V	DC 5V
Consumption	1.2W	2.5W
Power Port	USB-Type C	RJ12
Operating Temperature	-20 ~ + 50 ℃	-20 ~ + 65 ℃
Ingress Protection	IP20	IP20

DTU

TSOL-MG3-MP



DTU is a power control device for RS485 microinverters. DTU can collect the AC grid data from the RS485 power meter. At the same time, DTU communicates with microinverters and controls the output power of the entire microinverter system.

Communication to Microinverter (RS485)	
Communication port	RS485
Maximum Distance	500m
Baud Rate	9600 bps
Connection Limit	64 Microinverters
Communication to Meter (RS485)	
Communication port	RS485
Maximum Distance	100m
Baud Rate	9600 bps (4800 to 19200 optional)
Communication to Router (WiFi or Ethernet)	
Communication port	WiFi / Ethernet
Maximum Distance (WiFi)	100 m
Ethernet Port	RJ45(802.3)

TSUN Monitoring (RS485)

RS485 Cable (Microinverter)



Connector Type



Microinverter to Microinverter	
Length	4 m / 10 m
Cable Specification	0.5 mm²



Connector Type



DTU to Microinverter	
Length	30 m / 50 m / 100 m
Cable Specification	0.5 mm²



Connector Type



DTU to Meter	
Length	5 m / 10 m / 15 m / 20m
Cable Specification	0.5 mm²

RS485 Cable (DCU/MH/MSU/MAU)



Connector Type



Unit to Unit (Parallel)	
Length	0.5 m
Cable Specification	0.5 mm²



Connector type



Unit to Meter	
Length	10 m / 20 m / 30 m
Cable Specification	0.5 mm²



Connector type



Unit to (Dispatch)	
Length	10 m / 20 m / 30 m
Cable Specification	0.5 mm²

Accessory

Accessory (Trunk Cable Microinverter)

T Connector



Trunk Cable Connector



Tool



Protective Cap



T Connector	
Brand	Projoy
Model	PECO-T-C
Rated Voltage	300V AC
Rated Current	45 A

Trunk Cable Connector	
Brand	Projoy
Model	PECO-T-F / PECO-T-M
Rated Voltage	300V AC
Rated Current	45 A

Tool	
Brand	Projoy
Model	PECO-U
Material	PC

Trunk Cable Connector	
Brand	Projoy
Model	PECO-T-P
Material	PPO
Protection	IP68

Accessory (Daisy-chain Microinverter)

Protective Cap



AC Connector



AC Extension Cable



Protective Cap		
Brand	Projoy	Exceedconn
Model	PECO-T-P	013-0001-0065
Material	PC	
Protection	IP67	

AC Connector			
Brand	Projoy	Exceedconn	Exceedconn
Model	PECO-T-F/PECO-T-M	EN030-2028-1001	EN050-2236-00
Number of Contacts	3	3	5
Rated Voltage	300 V AC	250 V AC	500 V AC
Rated Current	45 A	32 A	32 A

AC Extension Cable		
Length	2 m	2 m
Connector Brand	Projoy	Exceedconn
Cable Specification	12 AWG/10 AWG	12 AWG/10 AWG

Images are for reference only; the actual order shall prevail.

Accessory

Accessory (Balcony Microinverter)

AC End Cable



Installation Kit



AC End Cable	
Length	5 m (10 m/15 m Optional)
Connector Brand	Projoy
Connector Model	PECO-B-F
Rated Current	15 A

Installation Kit	
Bracket	1 Pcs
Cushion Pad	1 Pcs
Screw	4 Pcs
Stainless Steel Tie	1 Pcs
Allen Wrench	1 Pcs

Accessory (SolarCan)

Output Cable



Y Connector



Output Cable	
Length	1.8 m

Y Connector	
Length	3 m

Accessory (Hybrid Microinverter)

AC End Cable



Battery Connector



Installation Kit



AC Connector (On-grid)



AC Connector (Off-grid)



Battery Cable



Power Strip



AC End Cable	
Length	2 m (5m/10 m/15 m Optional)
Connector Brand	Projoy
Connector Model	PECO-B-F
Rated Current	15 A

Battery Connector

Installation Kit

AC Connector (On-grid)

AC Connector (Off-grid)

Battery Cable (TSUN Battery)

Power Strip

Images are for reference only; the actual order shall prevail.

Accessory (SolarTrunk/PowerTrunk)

AC End Cable



AC End Cable (for SolarTrunk/PowerTrunk)	
Length	2m/5 m /10 m/15 m
Connector Brand	Projoy
Connector Model	PECO-S- CF/PECO-T-F
Rated Current	20 A/45 A

Accessory (General)

DC Cable



DC Cable	
Length	2 m/4 m/6 m/8 m
Connector Brand	QC Solar
Cable Specification	4 mm²

Tool



Tool	
Brand	Projoy
Model	PECO-U
Material	PC

Tool



Tool	
Brand	QC Solar
Length	156.8 mm
Material	PA66



TSUN Worldwide

Sincerely welcome cooperation













The Excitement Continues in 2026

MORE SAFETY MORE POWER

Headquarters TSUNESS Co., Ltd

Suzhou/Shenzhen China

No. 55 Aigehao Road, Weitang Town, Xiangcheng District, Suzhou City, Jiangsu Province, China

1801 Huatong Building, No. 8 Ganli Second Road, Gankeng Community, Jihua Street, Longgang District, Shenzhen

www.tsun-ess.com sales@tsun-ess.com +86 512 66186028

TSUN SOLAR GmbH

Frankfurt Germany

Friedrich-Ebert-Anlage 36, 60325 Frankfurt am Main, Germany

de.tsun-ess.com service_DE@tsun-ess.com +49 157 33950909

TSUNESS UK LTD

London United Kingdom

Flat2, Gilbert House,Churchill Gardens,London,UK, SW1V 3HN

service_UK@tsun-ess.com

TSUNESS France Branch

Paris France

fr.tsun-ess.com sales@tsun-ess.com +33 06 50 55 31 63

TSUN Singapore PTE.LTD

Singapore

73 Upper Paya Lebar Road #07-02J Centro Bianco Singapore 534818

sales@tsun-ess.com

TSUNESS Brazil Branch

Belo Horizonte Brazil

Belo Horizonte, Minas Gerais, Brazil

pt.tsun-ess.com suporte@tsun-ess.com +55 31 99635-3765

TSUNESS India Branch

Delhi India

sales@tsun-ess.com +91 8882053435

TSUNESS Thailand Branch

Bangkok Thailand

sales@tsun-ess.com +86 512 66186028